


Rubbish & Recycling at your multi-unit development

We want to make rubbish & recycling easy for everyone in Te Awa Kairangi ki Tai / Lower Hutt, including people with shared bins.

That's why we've worked with the property developer and our contractor to create this guide.



Your collection type:

All bins/crate kerbside

Kerb-facing properties may/will have standard kerbside collection

Communal/shared storage area (all rubbish, mixed recycling, and glass)

Communal/shared storage area for general waste and mixed recycling (glass kerbside)

All bins/crates kerbside in designated collection area

Other (specified in box below):


Your collection day/s:

(if applicable)

Notes on your collection:

If you have any questions, please get in touch with us at Hutt City Council on **04 570 6666 | 0800 488 824** or waste@huttcity.govt.nz

Diagram of Communal Waste Area:



Rubbish

You've Reduced, you've Reused, and you've Recycled - for most other things, you'll need your rubbish bin.

✓ YES

- General rubbish: any household waste.

Did you know?

When green waste goes to landfill it creates methane, a powerful greenhouse gas contributing to the climate crisis.

Instead of putting it into your red-lid bin, try composting or signing up to our green waste service.

✗ NO

- Hot ashes (let them cool)
- Liquids (hazardous liquids need to go to Silverstream Landfill transfer station)
- Green waste (if you have a green-lid bin)
- Hazardous waste such as large batteries and gas bottles (these can go to Silverstream Landfill free-of-charge. Single-use batteries – e.g. button and alkaline – can go into your rubbish bin)
- Heavy items such as machinery or large amounts of metal (these can go to Macauley Metals)




Recycling

These bin(s) are for items / materials that we accept for recycling here in Te Awa Kairangi ki Tai / Lower Hutt.

(Recycling bins at multi-unit homes: Please make sure you are using the right bin by checking the sticker where applicable)

✓ YES

- Paper and cardboard
- Tins and cans
- Plastic containers marked with:  (usually found on the bottom of the item)

Of course, putting items into your bins is just the first part of the process! To find out where your recycling ends up, head over to toogoodtowaste.nz/where-recycling-goes

✗ NO

- Food scraps
- Nappies
- Dead animals – yep, we've had those too!
- Dog poo – or poo of any kind...
- Glass
- Drink cartons / Tetra Pak
- Polystyrene, clothes hangers or toys
- Soft plastics, cling film and strapping
- Coffee / takeaway cups
- Plant pots
- Paint or hazardous substance containers



Glass recycling

You've enjoyed the refreshing bottle of your favourite drink and the tasty jar of spaghetti sauce - now it's time to recycle them.

✓ YES

- Clean glass bottles
- Clean glass jars

Where does it go?

First, your glass recycling is sorted at kerbside.

Once collected, it all goes to VISY in Tāmaki Makaurau / Auckland, where it's turned into new bottles and jars. VISY have sites across the world!

✗ NO

- Cans/tins (these are for your recycling bin)
- Broken glass (wrap up and put into your rubbish bin)
- Lids, caps or corks (these are for your rubbish bin)
- Tableware or Pyrex (this is for your rubbish bin if it can't be donated)
- Drinking glasses (these are for your rubbish bin if they can't be donated)
- Light bulbs (these are for your rubbish bin)
- Mirrors or window glass (please take to Silverstream Landfill)



Green waste (optional)

You may have access to a green waste bin, which helps you to dispose of garden waste sustainably.

✓ YES

- Grass clippings
- Plant cuttings
- Small wood cuttings
- Flax and cabbage tree leaves

Don't have a green waste bin?

Take your green waste to the green waste drop-off at Silverstream transfer station or Seaview transfer station.

✗ NO

- Rubbish (this is for your rubbish bin)
- Dirt or soil (please take these to Silverstream Landfill)
- Concrete or stone (please take these to Silverstream Landfill)
- Nappies (these are for your rubbish bin)
- Food waste (please put this into your rubbish bin or compost)
- Pet waste (pop this into your rubbish bin)
- Chemically treated wood products (please take these to the Landfill)



Let's reduce the amount of waste that goes to landfill

Remember the three Rs:

Reduce - cut down on the amount of waste you create, especially plastic.

Reuse - can any of these bottles or containers be used again?

Recycle - If it's on our list of recyclable items, make sure it's clean and then put it in your yellow-lid bin. Search for specific items at toogoodtowaste.nz