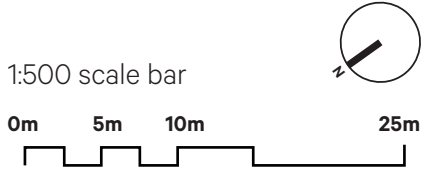
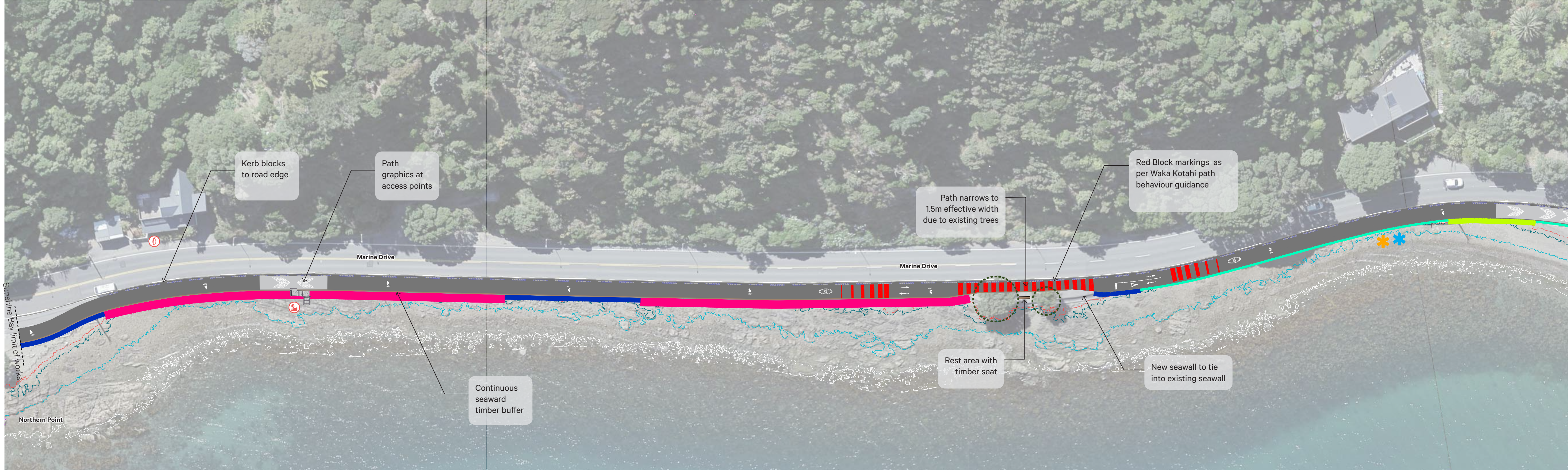


Sunshine Bay General Arrangement Plan - North.

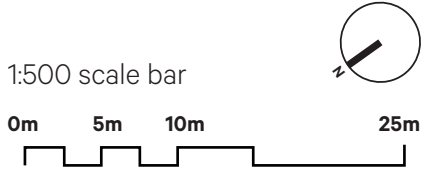


Legend.	
	Bus stop
	Parking
	Location of Mini steps
	Location of Standard steps
Seawalls & Path	
	Single curved seawall with bench
	Double curved seawall with bench
	Double curved seawall with Balustrade
	Triple curved seawall with Balustrade
	Shared Path
	Concrete Shared path pavement
	Fall from height barriers
Ecology and Landscape	
	Fish passage- Stream outlet
	Ecological Tiles indicative location
	Known Penguin nesting areas
	Trees retained
	Enhanced planting at headlands
Tides	
	Mean High Water Springs (MHWS)
	High Tide
	Mid Tide
	Low Tide

Wall Type Sections.	
	Single curved seawall with bench
	Double curved seawall
	Double curved seawall with Balustrade
	Triple curved seawall with Balustrade



Sunshine Bay General Arrangement Plan - South.



Legend.	
	Bus stop
	Parking
	Location of Mini steps
	Location of Standard steps
Seawalls & Path	
	Single curved seawall with bench
	Double curved seawall with bench
	Double curved seawall with Balustrade
	Triple curved seawall with Balustrade
	Shared Path
	Concrete Shared path pavement
	Fall from height barriers
Ecology and Landscape	
	Fish passage- Stream outlet
	Ecological Tiles indicative location
	Known Penguin nesting areas
	Trees retained
	Enhanced planting at headlands
Tides	
	Mean High Water Springs (MHWS)
	High Tide
	Mid Tide
	Low Tide

Wall Type Sections.	
	Single curved seawall with bench
	Double curved seawall
	Double curved seawall with Balustrade
	Triple curved seawall with Balustrade

