

economy

Gross domestic product, 2021

\$6,721

million in 2021 prices

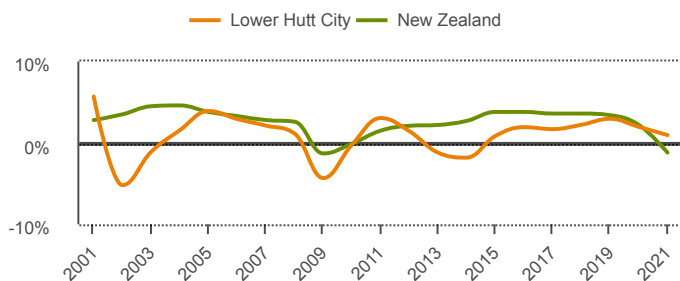
2.1%

of national total

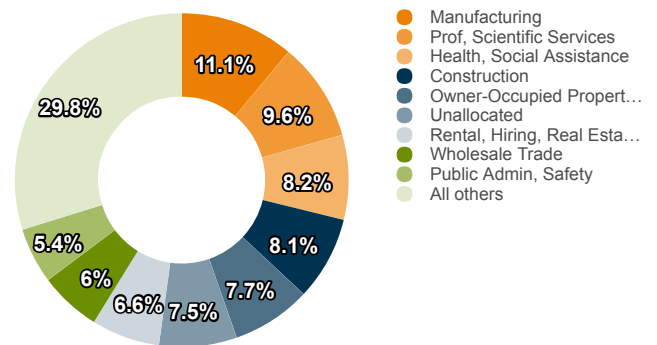
Economic growth, 2011-2021 Annual average % change

	2021	Last 10 years
LOWER HUTT CITY	1.0%	1.1%
NEW ZEALAND	-1.2%	2.6%

Economic growth, 2001-2021



Industry proportion of GDP, 2021



Biggest contributors to economic growth, 2011-2021

Construction	\$130m
Retail Trade	\$122m
Rental, Hiring and Real Estate Services	\$110m
Public Administration and Safety	\$103m
Health Care and Social Assistance	\$99m
All other industries	\$127m
Total increase in GDP	\$690m

labour market

Total employment, 2021

52,567

Filled Jobs

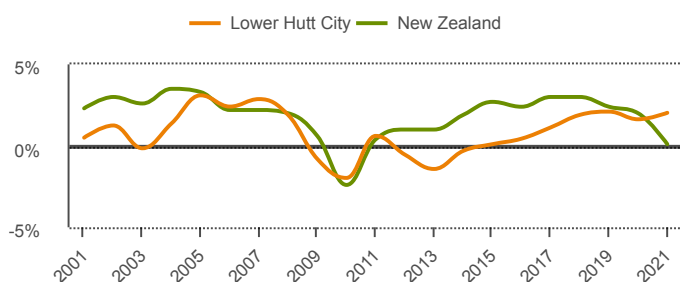
2.0%

of national total

Employment growth, 2011-2021 Annual average % change

	2021	Last 10 years
LOWER HUTT CITY	2.0%	0.7%
NEW ZEALAND	0.1%	1.9%

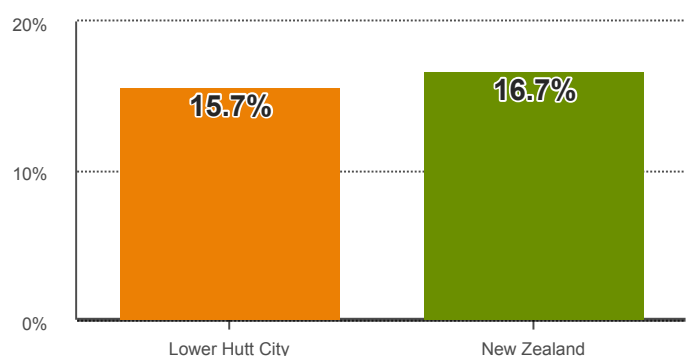
Employment growth, 2001-2021



Industries which created most jobs, 2011-2021

Construction	1,284
Accommodation and Food Services	952
Public Administration and Safety	774
Health Care and Social Assistance	748
Administrative and Support Services	333
All other industries	-555
Total increase in employment	3,536

Self employment rate, 2021



productivity

GDP per filled job, 2021

\$127,848

GDP per employee

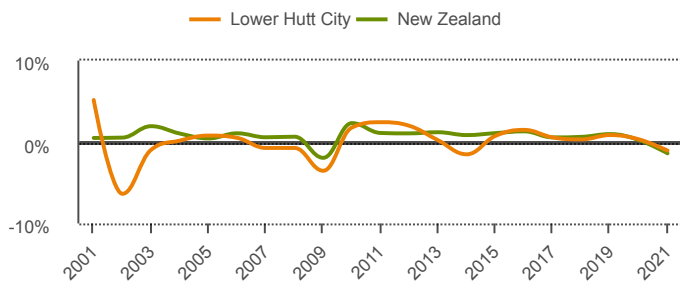
\$124,890

New Zealand

Productivity growth, 2011-2021 Annual average % change

	2021	Last 10 years
LOWER HUTT CITY	-1.1%	0.4%
NEW ZEALAND	-1.4%	0.7%

Productivity growth, 2001-2021



business units

No. of business units, 2021

10,884

Business units

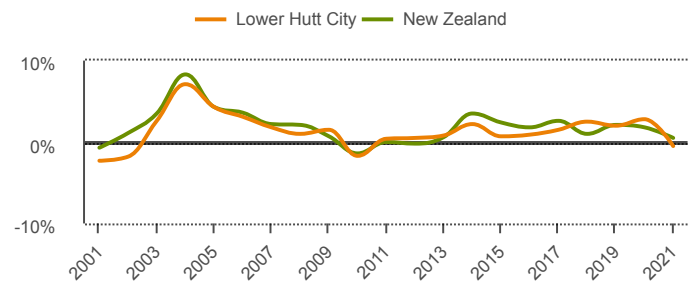
1.8%

of national total

Growth in business units, 2011-2021 Annual average % change

	2021	Last 10 years
LOWER HUTT CITY	-0.5%	1.3%
NEW ZEALAND	0.5%	1.6%

Growth in business units, 2001-2021



population

Total population, 2021

112,800

Estimated resident population

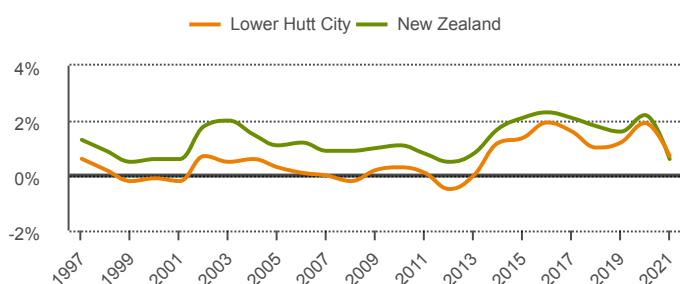
2.2%

of national total

Population growth, 2011-2021 Annual average % change

	2021	Last 10 years
LOWER HUTT CITY	0.7%	1.0%
NEW ZEALAND	0.6%	1.6%

Population growth, 1997-2021



standard of living

Mean annual earnings 2021

\$62,450

Lower Hutt City

\$65,910

New Zealand

Annual earnings growth, 2011-2021 Annual average % change

	2021	Last 10 years
LOWER HUTT CITY	2.6%	2.5%
NEW ZEALAND	2.6%	3.0%

Housing affordability, 2005-2021 Higher is less affordable

