


Section 32 Evaluation LIGHT



1 Contents

1	Contents.....	2
2	Overview and Purpose	4
2.1	Light and district plans	4
3	Statutory and Policy Context	5
3.1	Resource Management Act 1991	5
3.1.1	Section 5 – Purpose and Principles	5
3.1.2	Section 6 – Matters of National Importance	6
3.1.3	Section 7 – Other Matters	6
3.2	Section 8 – Treaty of Waitangi	7
3.3	National Policy Statements.....	8
3.4	New Zealand Coastal Policy Statement	8
3.5	National environmental standards	9
3.6	National Planning Standards.....	9
3.7	Regional Policy Statement for the Wellington Region	10
3.8	Operative regional plan.....	12
3.8.1	Proposed NRP Change 1.....	13
3.9	District plans of adjacent territorial authorities	13
4	Resource management issues.....	15
4.1	Introduction to resource management issues.....	15
4.2	Evidence base	15
4.2.1	Existing approach of City of Lower Hutt District Plan.....	15
4.2.2	Analysis of other District Plans	16
4.2.3	Advice from mana whenua.....	16
4.2.4	Stakeholder and community engagement.....	16

4.2.5 Technical information and advice commissioned or examined17

4.3 Summary of issues analysis.....19

5 Scale and significance assessment.....21

6 Proposed District Plan objectives and provisions.....24

7 Evaluation of objectives.....28

8 Evaluation of Policies and Rules.....32

8.1 Background.....32

8.2 Notes.....33

8.3 Evaluation of provisions.....34

9 Summary37

10 Attachments.....38

2 Overview and Purpose

- (1) Hutt City Council is reviewing the City of Lower Hutt District Plan. This is a full review of the District Plan, including the approach to light spill and glare.
- (2) This report is a record of the review with regard to light spill and glare, and includes an evaluation of objectives and provisions for a proposed District Plan to address light, in accordance with the requirements of s32 of the Resource Management Act 1991.
- (3) This report sits as one of a package of reports for the proposed Plan and should be read alongside the General evaluation report, which covers matters common to all topics.

2.1 Light and district plans

- (4) Light spill and glare can have a range of impacts on safety, health, and the social, cultural, and natural environment. This includes simple annoyance, risks to traffic safety, risks to health from sleep disturbance, reduction in the ability to appreciate the natural night sky, and disturbance of wildlife.
- (5) The National Planning Standards set out which issues should be covered in the Light chapter (Standard 7.32). The proposed Light chapter thus covers provisions for light spill, including light spill limits, based on receiving environments.
- (6) The operative District Plan includes provisions relating to “glare”, defined as being specifically reflected light. This is not quite the same as the common industry and scientific definition of glare, which is around contrast. The proposed Light chapter, for the reasons discussed in this report, only controls glare in the latter sense. Glare in the sense of reflected light would be controlled in zone chapters, if seen as relevant and an important enough issue to need controlling. The proposed plan does not include specific policies around reflection in any zone chapter or include glare in matters of discretion. However, reflection can be taken into account for fully discretionary and non-complying activities.

3 Statutory and Policy Context

- (7) The following sections discuss the national, regional and local policy framework that are particularly relevant to the statutory and policy context for light for the District Plan Review.

3.1 Resource Management Act 1991

3.1.1 Section 5 – Purpose and Principles

- (8) The purpose of the RMA is set out in Section 5. The purpose is to promote the sustainable management of natural and physical resources.

- (9) Under s5(2) of the Act, sustainable management means:

managing the use, development, and protection of natural and physical resources in a way, or at a rate, which enables people and communities to provide for their social, economic, and cultural well-being and for their health and safety while—

- (a) sustaining the potential of natural and physical resources (excluding minerals) to meet the reasonably foreseeable needs of future generations; and*
- (b) safeguarding the life-supporting capacity of air, water, soil, and ecosystems; and*
- (c) avoiding, remedying, or mitigating any adverse effects of activities on the environment.*

- (10) The key connection of the Light chapter with the purpose of the Act is in enabling people and communities to provide for their social well-being and health (particularly sleep health), and safety (including safety of public spaces and the transport network), sustaining natural ecosystems, and avoiding, remedying, or mitigating adverse effects on the environment.

3.1.2 Section 6 – Matters of National Importance

(11) Section 6 of the RMA sets out matters of national importance that all persons exercising functions and powers under the Act shall *recognise and provide for* in achieving the purpose of the RMA. The relevant s6 matters for light are:

Section	Relevant Matter
6(a)	<p><i>“the preservation of the natural character of the coastal environment (including the coastal marine area), wetlands, and lakes and rivers and their margins, and the protection of them from inappropriate subdivision, use, and development”</i></p> <p>Part of the natural character of the coastal environment is natural darkness at night and thus the use of lighting needs to be considered for its appropriateness.</p>
6(c)	<p><i>“the protection of areas of significant indigenous vegetation and significant habitats of indigenous fauna”</i></p> <p>Lighting may adversely affect the habitats of indigenous fauna.</p>
6(d)	<p><i>“the maintenance and enhancement of public access to and along the coastal marine area, lakes, and rivers”</i></p> <p>Lighting can both enhance public access and adversely affect the character of the coastal marine area, as s6(a) requires protection of it.</p>

3.1.3 Section 7 – Other Matters

(12) Section 7 of the RMA sets out other matters that all persons exercising functions and powers under it shall *have particular regard to* in achieving the purpose of the RMA. The relevant s7 matters for light are:

Section	Relevant Matter
---------	-----------------

7(c)	<p><i>“the maintenance and enhancement of amenity values”</i></p> <p>One of the components of amenity values, particularly in residential, rural, and natural open space areas, is tranquillity. Excessive lighting at night can detract from the residential, rural, or naturalistic character of areas.</p>
7(f)	<p><i>“maintenance and enhancement of the quality of the environment”</i></p> <p>The visual environment is a part of the environment and can be impacted by light.</p>

3.2 Section 8 – Treaty of Waitangi

- (13) Section 8 of the RMA requires Council to take into account the principles of the Treaty of Waitangi when exercising functions and powers under the Act.
- (14) Council has engaged with Mana Whenua of Lower Hutt as part of the District Plan Review, including with representatives of Taranaki Whānui ki te Upoko o te Ika (Port Nicholson Block Settlement Trust), Wellington Tenth Trust, Palmerston North Māori Reserve Trust, Te Rūnanganui o Te Āti Awa ki Te Upoko o Te Ika a Māui Incorporated and Te Rūnanga o Toa Rangatira Incorporated.
- (15) This engagement has demonstrated two key principles of the treaty, the first being the principle of partnership by, recognising and fostering mutual good faith with our existing iwi partnerships and continuing to provide the opportunities for tangata whenua to input meaningfully into the design of matters such as lighting.
- (16) Secondly, the principle of active protection is another key aspect of the treaty principles demonstrated, as it seeks ways to deliver mixed and culturally dynamic communities in a sustainable way.

3.3 National Policy Statements

- (17) Section 75(3)(a) of the RMA requires district plans to give effect to any national policy statement. The only particularly relevant one is the National Policy Statement for Indigenous Biodiversity (NPS-IB).
- (18) The NPS-IB directs territorial authorities to protect areas of significant indigenous biodiversity, and of particular relevance are directions to take a precautionary approach (Policy 3) and to consider the effects on highly mobile fauna outside of identified significant natural areas (Policy 15). As light spill can have an effect on indigenous fauna (see section 4.2.5) and information about these effects is limited, this is relevant to both consideration of general or default provisions for light spill, and those for identified light-sensitive areas.

3.4 New Zealand Coastal Policy Statement

- (19) The New Zealand Coastal Policy Statement 2010 (NZCPS) sets out the objectives and policies in order to achieve the purpose of the RMA in relation to the coastal environment. Section 75(b) of the RMA requires the District Plan to give effect to the NZCPS.
- (20) The relevant objectives and policies of the NZCPS are discussed below:

Reference	Comment
Objective 2, Policy 13, Policy 14, Policy 15	Relates to preservation and restoration of natural character, natural features, and natural landscapes. While only a minor issue out of many issues, light spill can detract from night-time natural character.
Objective 1, Policy 3, Policy 11	Policy 3 relates to taking a precautionary approach towards activities whose effects on the coastal environment are uncertain, unknown, little understood, but are potentially significantly adverse. Policy 11 relates to protection of indigenous biodiversity.

	With limited information but reason to think that light spill can affect indigenous fauna, this is a relevant consideration for coastal areas.
--	--

3.5 National environmental standards

- (21) National environmental standards (NES) prescribe technical standards, methods, or requirements at a national level.
- (22) The following national environmental standard is relevant for light:
 - Resource Management (National Environmental Standards for Electricity Transmission Activities) Regulations 2009
- (23) This standard exempts some electricity transmission temporary activities from general light rules. Accordingly, this is handled in the Infrastructure chapter rather than the Light chapter.

3.6 National Planning Standards

- (24) Section 75(3)(ba) requires district plans to give effect to national planning standards.
- (25) The National Planning Standards include specific requirements about light in:
 - Standard 7.32 – District-wide matters / Light
 - Standard 14 – Definitions
- (26) Standard 7.32 sets out where light-related provisions must be located. Accordingly, the Light chapter in the proposed District Plan and this report cover the following issues:
 - Light spill provisions including luminance, illuminance, upward light ratio, and luminous intensity limits during a restricted lighting period,
 - Provisions for illuminated surfaces (e.g. outdoor display screens), and
 - Measurement and calculation procedures.

- (27) On the other hand, the Light chapter (and this report) does not cover light causing glare from reflective surfaces, which (if seen as necessary) should be covered in zone chapters.

3.7 Regional Policy Statement for the Wellington Region

- (28) Section 75(3)(c) of the RMA requires the District Plan to give effect to the Regional Policy Statement for the Wellington Region ('the RPS'). The RPS identifies the significant resource management issues for the region and outlines the policies and methods required to achieve the integrated sustainable management of the region's natural and physical resources.
- (29) Section 74(2)(a)(i) requires the District Plan to have regard to any proposed RPS. There is currently a proposed RPS in the form of Proposed RPS Change 1, a sweeping series of amendments on a number of topics including indigenous biodiversity and climate change. At time of writing, the proposed RPS had received decisions from the Regional Council but was still subject to appeal, so there is still uncertainty over the final form of the change.
- (30) The relevant objectives and policies of the operative RPS and proposed RPS change 1 (decisions version) for light are discussed below:

Reference	Comment
Objective 3, Objective 16, Objective 16A, Policy 23, Policy 24, Policy 24B, Policy 24C, Policy 47, Policy IE.2A.	Protection of habitats of indigenous biodiversity. Policy 23 gives criteria for identifying significant habitats (this is covered in more detail in the report for Indigenous Biodiversity). Policy 24 requires district plans to include provisions to protect these areas from inappropriate use. Policy 47 requires plan reviews to manage effects on habitats and to take a precautionary approach when assessing effects. The proposed RPS change updates this approach in line with the NPS-IB (see above) but does not make a

	<p>significant change to the issues as they affect light spill.</p> <p>While there is significant uncertainty about the scale of the effects there is the potential for lighting to adversely affect the habitats of indigenous fauna.</p>
<p>Objective 3, Objective 4, Policy 3, Policy 25, Policy 26, Policy 35, Policy 36</p>	<p>Preserving high natural character of the coastal environment.</p> <p>Policies 3 and 35 require district plans to include provisions to protect high natural character in the coastal environment from inappropriate use, and how to identify high natural character (this is covered in more detail in the report for the Coastal Environment). Policies 25 and 26 apply the same to outstanding natural features and landscapes. The proposed RPS change impacts identification of this character but does not make a significant change to the issues as they affect light spill.</p> <p>Part of the natural character of the coastal environment is natural darkness at night and thus the use of lighting needs to be considered for its appropriateness.</p>
<p>Objective 8, Policy 53</p>	<p>Public access to and along the coastal marine area.</p> <p>Policy 53 requires decisions on district plans to give particular regard to enhancing public access to (among other things) significant biodiversity habitats, outstanding natural features and landscapes, and the coastal environment.</p> <p>As lighting can both enhance public access and affect the character of the coastal marine area, as s6(a)</p>

	requires protection of, it reveals trade-offs in lighting policy for coastal areas.
Objective 9, Policy 11	<p>Energy efficiency.</p> <p>Policy 11 requires district plans to include provisions that promote energy efficient design. The proposed changes to the RPS do not change the approach to the issue of light spill.</p> <p>The unnecessary overuse of lighting is an inefficient use of energy.</p>
Objective 10, Policy 39	<p>Recognise and protect benefits of regionally significant infrastructure.</p> <p>Policy 39 requires decisions on district plans to have particular regard to the benefits of regionally significant infrastructure and renewable energy generation. The proposed changes to the RPS do not change the approach to the issue of light spill.</p> <p>Infrastructure often requires lighting to operate and plan provisions should take these operational requirements into account.</p>

3.8 Operative regional plan

- (31) Under Section 75(4)(b) of the RMA, a district plan must not be inconsistent with a regional plan for any matter specific in section 30(1) of the RMA (which relates to functions of regional councils). For the Wellington Region, the Natural Resources Plan ('the NRP') is the only relevant regional plan.
- (32) The relevant objectives, policies and rules of the operative regional plan are discussed below:

Reference	Comment
Policy P157, Condition 5.6.2(n)	Lighting and glare Controls lighting and glare for activities in the coastal marine area and discourages light spill adversely affecting sensitive activities, wildlife, navigation, or the transport network. The District Plan needs to consider whether controls are also needed on light landward of the coastal marine area boundary to achieve these goals within the coastal marine area.

3.8.1 Proposed NRP Change 1

- (33) Under section 74(2)(a)(ii) of the RMA, the Council shall have regard to any proposed regional plan in regard to any matter of regional significance for which the regional council has primary responsibility. Proposed Change 1 to the Natural Resources Plan includes the implementation of recommendations from Whaitua processes, and other regulatory amendments to the Natural Resources Plan. This plan change has been reviewed and these changes are not considered to be directly relevant to light spill.

3.9 District plans of adjacent territorial authorities

- (34) Section 74(2)(c) of the RMA requires the Council to have regard to the extent to which the District Plan needs to be consistent with the plans or proposed plans of adjacent territorial authorities.
- (35) There are two main cross-border issues where it is relevant to consider the district plans of adjacent territorial authorities.
- (36) First, enforcement and measurement issues. Enforcement and measurement are complex and highly skilled, while measurements and calculations are only rarely needed. Accordingly, Council and plan users will often need to make use of experts serving a wide region. Consistency

is primarily achieved by using AS/NZS 4284:2023. This the most recent version of the standard used by all neighbouring councils with recent district plans or proposed district plans. At the time the plan was prepared most neighbouring councils were still using AS/NZS 4284:2019, but the differences are minor and councils could be expected to update their version of the standard over time.

- (37) Secondly, sky glow and views of the night sky is an issue at a scale of tens of kilometres, and lighting in the Hutt Valley can impact on darker rural areas, particularly in South Wairarapa District. In preparing this chapter the Council has considered the locations of areas in the Wairarapa protected for their dark sky values.

4 Resource management issues

4.1 Introduction to resource management issues

- (38) Artificial light has significant benefits in enabling activities to occur after dark and improving personal security and transport network safety.
- (39) However, if poorly designed, the overuse of lighting can disturb sleep, disrupt the vision of drivers, affect night-time residential, rural, and coastal character, and cause sky glow degrading views of the night sky. There is also evidence suggesting potential impacts on wildlife.
- (40) Lighting design has long been part of the domain of planning but technical standards, available lighting systems, and the level of information about effects is rapidly evolving.

4.2 Evidence base

4.2.1 Existing approach of City of Lower Hutt District Plan

- (41) The operative plan handles issues of light spill and glare in activity area chapters. There are limited or only very high level objectives and policies, that are not specific to light. Rules in relation to light vary somewhat by activity area but generally contain rules for light spill that govern only illumination at the windows of residential units. The limit is also high (8 lux) and so when council officers respond to complaints on light spill it is often found that the limit is not breached.
- (42) The operative plan does not manage effects on transport network safety, sky glow, natural character, or wildlife.

(43) The operative plan's approach is simple but does not address many issues, is perhaps too permissive to be effective, has unnecessary variation between zones, and lacks adequate supporting objectives and policies.

4.2.2 Analysis of other District Plans

(44) Other recent plans in New Zealand tend to use AS/NZS 4282:2019 as their main technical standard, particularly relevant are the most recent plans in the region, the proposed Wellington, Porirua, and Wairarapa combined plans. The benefits of using this standard for consistency are covered in section 3.9. No plans were identified that used other standards (other than other versions of that standard), and no recent plans used bespoke technical methods.

4.2.3 Advice from mana whenua

(45) Council has engaged with mana whenua on the district plan review through the Kāhui Mana Whenua engagement group. No specific issues have been raised with regard to the topic of light.

4.2.4 Stakeholder and community engagement

(46) As part of the District Plan Review, Council engaged with the community and stakeholders in several rounds:

Date	Invitees	Summary
2020	Stakeholder groups	General comment was sought and received from several Illuminating Engineering Society of Australia and New Zealand members, the Lighting Council New Zealand, the Wellington Regional Council, and the Wairarapa Dark Sky Reserve.
2020	General public	General comment was received from several members of the community.

2023	Stakeholders and general public	Specific comment was sought on the draft chapter from the public and stakeholders. General comments were received as well as users filling out an online survey.
------	---------------------------------	--

(47) Main themes of this feedback were:

- Stating concern around lighting effects on wildlife.
- Stating concern around sky glow and night sky views, including identifying particular dark sky sites of interest (Wairarapa, Wainuiomata Regional Park).
- Feedback on the online survey both for and against controlling light for each issue (wildlife, coastal, glare and annoyance, sky glow, traffic safety). Traffic safety and wildlife had overwhelming support (>80% of respondents). The other issues had majorities in favour but less decisive (~60%). It should be noted that these are self-reported responses and this is not a statistically representative survey of the community.
- Whether existing activities or new ones should have greater responsibility for managing light.
- The complexity of draft rules.
- Advocating for a national standard approach to light.
- The light effects of digital signs.
- The management of street lighting.
- Details of lighting rules and measurement and calculation methods.

4.2.5 Technical information and advice commissioned or examined

(48) As an area that relies on significant technical detail and that has advantages for compliance and enforcement through consistency, there is significant value in having regard to the major relevant technical standard, AS/NZS 4282:2023, "Control of the obtrusive effects of outdoor lighting".

(49) This standard sets out an evidence base and proposed approaches to land-use planning to manage the effects of light. Effects covered by the standard are:

- The positive effects of lighting, the operational needs of many activities for lighting, and potential benefits of expanding the time period that activities can occur further into the evening,
- The potential adverse effects of lighting on occupants of habitable buildings, such as annoyance, discomfort glare, or disability glare.
- The potential adverse effects of lighting on the transport system caused by disability glare from bright light sources that makes it harder for system users to see obstacles, other users, or traffic signals.
- The potential adverse effects of lighting on the visibility of the night sky, both as part of the night-time character and for astronomy.
- The potential adverse effects of lighting on cultural values.
- The potential adverse effects of lighting on flora and fauna.
- The potential varying impacts of lighting based on spectral content (that is, the colour mix).

(50) The standard does not include detail on the effects of lighting on human health, as the standard chiefly corresponds to outdoor light, but reducing exposure to artificial light at night is important to sleep and reducing ambient outdoor light can make it easier to produce acceptable indoor light levels (which is generally out of the scope of a district plan, as an internal effect on a site).

(51) To better understand the state of evidence around effects on wildlife, Council also had regard to the Australian government's National Light Pollution Guidelines for Wildlife¹, and commissioned a literature review on the effects of light on wildlife from Dr. Astrid van Meeuwen-Dijkgraaf, then working for Cardno ("the Cardno report").

(52) These note that evidence is limited and varies between species, and there is very limited evidence on those particular species native to Lower Hutt. However, in general there is a significant range of species that may be

¹ National Light Pollution Guidelines for Wildlife Including Marine Turtles, Seabirds and Migratory Shorebirds, Commonwealth of Australia 2020.
<https://www.agriculture.gov.au/sites/default/files/documents/national-light-pollution-guidelines-wildlife.pdf>

vulnerable to light pollution and so there is good reason to think there may be risks to wildlife from excessive light pollution.

(53) In addition to the AS/NZS 4282:2023 and the Cardno report, development of the Light chapter has also been informed by:

- Advice and feedback from Council's Resource Management compliance officers, including on historic complaints from the public about light, and
- Submissions and other feedback from infrastructure operators and lighting professionals in the preparation of this plan.

4.3 Summary of issues analysis

(54) Based on the above sources of information, the key resource management issues are:

- a. There are beneficial uses of artificial light, including supporting the operation of the land transport network, air and marine navigation, enabling everyday activities to occur earlier in the morning or later into the evening, and enhancing personal safety and security.
- b. Poorly directed light spilling beyond the area intended to be lit, or discomfort and disability glare from severe contrasts in light can cause annoyance and sleep disturbance.
- c. Both excessive and insufficient lighting can create risks to perceived and real personal safety and security in public spaces.
- d. Severe contrasts in lighting producing discomfort glare and disability glare can affect the ability of transport system users to safely use the network.
- e. Excessive light pollution can detract from coastal natural character at night.
- f. Excessive light pollution may impact wildlife habitats, and while there is a significant degree of uncertainty about the scale of the effect, there is policy direction to take a precautionary approach.
- g. Excessive light pollution, especially when direct upward, contributes to sky glow. This detracts from night sky views, including at a significant distance from the source.

- h. Monitoring and enforcement are a technical and organisational challenge and rely on the council receiving and responding to complaints, or time-consuming proactive enforcement.

FINAL DRAFT

5 Scale and significance assessment

- (55) In writing this evaluation report we must provide a level of detail that corresponds to the scale and significance of the environmental, economic, social, and cultural effects anticipated from the implementation of the proposal.
- (56) In assessing that scale and significance we have had regard to:

Matters of national importance	This topic affects s6(c), " <i>the protection of areas of significant indigenous vegetation and significant habitats of indigenous fauna</i> ", although it has a relatively minor contribution.
Other matters	This topic touches on the s7 matter of amenity values and has a moderate contribution to that matter, although only at night.
Degree of change from the operative plan	This topic has a significant degree of change from the operative plan, in both policy approach and the technicalities of rules.
Geographic scale of effects	This issue affects the entire district, although most effects are extremely localised to the light source. The only effect felt at a significant distance is sky glow, which is a cumulative effect.
Number of people affected	Any one source of light spill and glare is likely to affect only one person or a small number of people at a time. Sky glow affects the entire community but

	noticeable sky glow effects result only from a large number of different sources of light.
Duration of effects	The effects of light have little or no impact except while the light is occurring. They do not affect future generations. However, impacts on wildlife could have longer-term effects.
Economic impacts	Low impacts. Direct costs are minimal or none. Compliance costs can be more significant if professional lighting design is required.
Social and cultural impacts	Low adverse impacts, moderate positive impacts.
Environmental impacts	Probably low although there is a high degree of uncertainty.
Health and safety impacts	Moderate adverse effects and almost entirely only at night. Positive effects from some lighting, especially of the transport network.
Degree of interest from mana whenua	Low. Mana Whenua have not expressed a particular interest in this topic. However, light spill can take affect locations with particular values that Mana Whenua have expressed an interest in, including in natural landscape areas, coastal and riparian margins, and other sites and areas of significance to Māori.
Degree of interest from the public	Low (based on the level of response during community engagement).

<p>Degree of risk or uncertainty</p>	<p>This field is mostly well-understood and predictable, particularly in terms of technical requirements, modelling, and the effects of light on human health and traffic safety. However, there is a high degree of uncertainty with regards to impacts on wildlife and based on RPS and NZCPS direction this necessitates a precautionary approach.</p>
---	---

- (57) Accordingly, the overall scale and significance of the effects of light spill and glare are **low**.

6 Proposed District Plan objectives and provisions

- (58) The proposed plan approach consists of six objectives, supporting a single policy and rule, which have various standards and two short appendices. AS/NZS 4282:2023 is incorporated by reference.
- (59) Each objective sets out the desired outcome from handling one of the key resource management issues identified in section 4.3.
- (60) The policy sets out the overall approach to managing light – permitting artificial light that meets various technical standards derived from AS/NZS 4282:2023 or falls within one of a variety of functional exceptions.
- (61) Lighting that does not meet the standards or fall within an exception is a restricted discretionary activity with matters of discretion and policy guidance to guide assessment of the lighting design.
- (62) The objectives for the chapter, and the other provisions that implement them are set out in the table below:

Objective	Text and associated provisions
LIGHT-O1	<p>“Activities that require or benefit from artificial lighting are able to have appropriate artificial lighting.”</p> <p>Implemented through:</p> <ul style="list-style-type: none"> • LIGHT-P1 (Providing for and managing artificial lighting), • LIGHT-R1 (Artificial light), • LIGHT-S6 (General standards), and • LIGHT-APPI (Lighting that is not required to meet standards).

<p>LIGHT-O2</p>	<p>“Habitable spaces used for people to sleep in are sufficiently dark during the restricted lighting period so as not to disturb people’s sleep.”</p> <p>Implemented through:</p> <ul style="list-style-type: none"> • LIGHT-P1 (Providing for and managing artificial lighting), • LIGHT-R1 (Artificial light), • LIGHT-S1 (Light spill), and • LIGHT-S6 (General standards).
<p>LIGHT-O3</p>	<p>“Public spaces and other areas open to the public are lit, or left unlit, in a way that:</p> <ol style="list-style-type: none"> 1. avoids glare; and 2. protects personal safety, including safety while using the transport network; and 3. provides for personal security, which includes where compatible, the perception of personal security.” <p>Implemented through:</p> <ul style="list-style-type: none"> • LIGHT-P1 (Providing for and managing artificial lighting), • LIGHT-R1 (Artificial light), • LIGHT-S1 (Light spill), • LIGHT-S4 (Glare), • LIGHT-S5 (Illuminated surfaces), and • LIGHT-S6 (General standards).
<p>LIGHT-O4</p>	<p>“People are not unreasonably annoyed, discomforted, distracted, or interfered with in everyday tasks by light spill or glare.”</p> <p>Implemented through:</p>

	<ul style="list-style-type: none"> • LIGHT-P1 (Providing for and managing artificial lighting), • LIGHT-R1 (Artificial light), • LIGHT-S1 (Light spill), • LIGHT-S4 (Glare), • LIGHT-S5 (Illuminated surfaces), and • LIGHT-S6 (General standards).
LIGHT-O5	<p>“Rural areas, regional parks, and protected dark sky areas maintain the high quality of their views of the night sky during the restricted lighting period.”</p> <p>Implemented through:</p> <ul style="list-style-type: none"> • LIGHT-P1 (Providing for and managing artificial lighting), • LIGHT-R1 (Artificial light), • LIGHT-S1 (Light spill) • LIGHT-S2 (Lighting within sensitive areas), • LIGHT-S3 (Sky glow), • LIGHT-S5 (Illuminated surfaces), and • LIGHT-S6 (General standards).
LIGHT-O6	<p>“The natural and cultural values and the character of light sensitive areas are protected from the adverse effects of excessive artificial light, including effects on:</p> <ol style="list-style-type: none"> 1. The natural character of outstanding natural features and landscapes and undeveloped parts of the coastal environment; and 2. Significant habitats of indigenous fauna.” <p>Implemented through:</p> <ul style="list-style-type: none"> • LIGHT-P1 (Providing for and managing artificial lighting), • LIGHT-R1 (Artificial light), • LIGHT-S1 (Light spill),

	<ul style="list-style-type: none">• LIGHT-S2 (Lighting within sensitive areas),• LIGHT-S3 (Sky glow),• LIGHT-S5 (Illuminated surfaces), and• LIGHT-S6 (General standards).
--	---

FINAL DRAFT

7 Evaluation of objectives

- (63) This section is the evaluation of objectives, as required through s32(1)(a) of the RMA.
- (64) An objective is a statement of what is to be achieved through the resolution of a particular resource management issue. A district plan objective should set out a desired end state to be achieved through the implementation of policies and rules.
- (65) Under s75(1)(a) of the Resource Management Act, a district plan must state the objectives for the district.
- (66) Under s32(1)(a) of the Resource Management Act, an evaluation report required under the Act must examine the extent to which the objectives of the proposal being evaluated are the most appropriate way to achieve the purpose of the RMA. The purpose of the RMA, as stated in s5(1) of the Act, is to promote the sustainable management of natural and physical resources.
- (67) This evaluation will consider all objectives together as a package.

LIGHT-O1 – Artificial lighting enabled

Activities that require or benefit from artificial lighting can have appropriate artificial lighting.

LIGHT-O2 – Darkness in sleeping places

Habitable spaces used for people to sleep in are sufficiently dark during the restricted lighting period so as not to disturb people's sleep.

LIGHT-O3 – Lighting protects personal safety and security

Public spaces and other areas open to the public are lit, or left unlit, in a way that:

- 1. Avoids glare,*
- 2. Protects personal safety, including safety while using the transport network, and*
- 3. Provides for personal security, which includes where compatible, the perception of personal security.*

LIGHT-O4 – Unreasonable obstruction of light

People are not unreasonably annoyed, discomforted, distracted, or interfered with in everyday tasks by light spill or glare.

LIGHT-O5 - Views of the night sky

Rural areas, regional parks, and protected dark sky areas maintain the high quality of their views of the night sky during the restricted lighting period.

LIGHT-O6 - Light sensitive areas

The natural and cultural values and the character of light sensitive areas are protected from the adverse effects of excessive artificial light, including effects on:

- 1. The natural character of identified outstanding natural features and landscapes and identified areas of high, very high, or outstanding coastal natural character, and*
- 2. Indigenous fauna in coastal margins and the coastal marine area.*

Relevance

- All objectives directly respond to a resource management issue identified in section 4.3 of this report – objective O1 relates to (a), O2 and O4 to (b), O3 to (c) and (d), O5 to (g), and O6 to (e) and (f).
- All objectives relate to standards that can be implemented through AS/NZS 4282:2023.

Usefulness

- Each objective is presented as a factual test for decision-makers, in providing an outcome that can be assessed when monitoring or evaluated in a consent application.
- Each objective sets out relevant effects on the environment.
- Supports the Council function of controlling the actual and potential effects of light.

Reasonableness

- Council has not opted to set an objective for every identified resource management issue, but rather, only those that can be implemented in a practical way proportionate to the issue, and in a way covered by AS/NZS 4282:2023.
- Recognising the benefits as well as adverse impacts of light means that Council must balance these two factors. Objectives provide a test for this balance where relevant.

- Council has opted to word objectives in a conservative and limited way where available information is uncertain, or risks are low.
- These outcomes are consistent with outcomes sought in other district plans in the Wellington region, and (where relevant) higher order policy direction.

Achievability

- Can be achieved without imposing a significant regulatory burden on users of artificial light or excessive enforcement costs on the Council (although the policies and rules that implement the objective would have a greater influence on this).

Alternatives considered

- **No specific objective for light**

This alternative would have policies and rules that control light spill (if any) implement broader objectives in other chapters. This is largely the approach of the operative District Plan.

The rationale for this alternative would be to rely on more generic objectives around effects and treat different types of effects (e.g. noise, vibration) in a consistent way.

The alternative is not proposed as light has unique characteristics which set it apart from other nuisances, in particular the greater degree of evidence about safety issues and wildlife and character impacts.

- **Including more detailed objectives around wildlife protection**

This alternative would comprise the inclusion of an additional objective, in addition to those proposed, outlining specific outcomes protecting indigenous biodiversity.

This alternative is not proposed as the available evidence base is not specific enough about the effects to be managed to propose specific areas and treatments that would provide measurable outcomes for particular species, and the difficulty in monitoring and enforcing an outcome where Council cannot rely on complaints to drive enforcement.

- **Including only objectives relating to sleep disturbance and annoyance**

This would include only proposed objectives O1, O2, and O4. These objectives can be implemented more easily than other objectives as compliance can be driven solely by complaints from affected individuals.

This alternative is not proposed as the risks of adverse effects on safety, the night sky, and natural and cultural values are still adverse effects and the Council considers it appropriate to manage those effects to the degree reasonable.

FINAL DRAFT

8 Evaluation of Policies and Rules

8.1 Background

- (68) Policies and rules implement, or give effect to, the objectives of a plan.
- (69) Policies of a district plan are the course of action to achieve or implement the plan's objective (i.e. the path to be followed to achieve a certain, specified, environmental outcome). Rules of a district plan implement the plan's policies, and have the force and effect of a regulation.
- (70) Under s32(1)(b) of the Resource Management Act, an evaluation report required under the Act must examine whether the provisions in the proposal are the most appropriate way to achieve the objectives by—
- (i) *identifying other reasonably practicable options for achieving the objectives; and*
 - (ii) *assessing the efficiency and effectiveness of the provisions in achieving the objectives; and*
 - (iii) *summarising the reasons for deciding on the provisions.*
- (71) Under s32(2) of the Resource Management Act, the assessment of the efficiency and effectiveness of the provisions must:
- (a) *identify and assess the benefits and costs of the environmental, economic, social, and cultural effects that are anticipated from the implementation of the provisions, including the opportunities for—*
 - (i) *economic growth that are anticipated to be provided or reduced; and*
 - (ii) *employment that are anticipated to be provided or reduced; and*

- (b) *if practicable, quantify the benefits and costs referred to in paragraph (a); and*
- (c) *assess the risk of acting or not acting if there is uncertain or insufficient information about the subject matter of the provisions.*

8.2 Notes

(72) Specific quantification of the benefits and costs associated with the proposed Light chapter is not considered practical, given the relatively low scale and significance of the issue, and the characteristics of light as a resource management issue that:

- The cost of enforcement naturally scales in response to public interest in the issue, as enforcement is primarily driven through complaints,
- The cost of compliance is typically low as for typical residential and small commercial lighting systems, non-conforming installations can usually be adjusted through shielding or redirection of fittings, which does not produce substantial cost, and
- Many of the positive and negative effects are in areas such as social, cultural, or environmental which are more difficult or impossible to objectively quantify.

(73) The evidence base which has informed the preparation of the proposed Light chapter is identified in section 4.2 of this report. With consideration to this evidence base, the issues concerning light are generally well understood at a national and international scale and are very unlikely to be substantially different in the context of Lower Hutt. As such, there is sufficient information on which to base these provisions. To the extent that any information is uncertain or insufficient, the risk of not acting may be that the benefits of artificial light are not fully realised, or adverse effects of artificial light are not appropriately managed.

8.3 Evaluation of provisions

- (74) The proposed provisions are one policy and one rule. The rule has a number of associated standards, including incorporation by reference of parts of AS/NZS 4282:2023, "Control of the obtrusive effects of outdoor lighting". The rule covers all artificial lighting, except for specified exceptions listed in an appendix to the chapter.
- (75) The policy, LIGHT-P1, provides for artificial lighting while setting out the seven reasons that lighting may be controlled, which correspond to the matters identified in the objectives. Each reason can also be read as a high-level test for resource consent decision-makers. The reasons are:
- The safe and efficient use of indoor and outdoor areas at night (relates to LIGHT-O1 and LIGHT-O3),
 - The functional needs and operational needs of the transport network and other significant infrastructure (relates to LIGHT-O1 and LIGHT-O3),
 - Protecting the darkness of places used for sleeping (relates to LIGHT-O2 and LIGHT-O4),
 - Supporting the health, safety, and security of people and communities (relates to LIGHT-O1, LIGHT-O2, and LIGHT-O3),
 - Protecting people from light spill causing more general annoyance, discomfort, distraction, and interference with everyday tasks (relates to LIGHT-O4),
 - Protecting views of the night sky from sky glow (relates to LIGHT-O5), and
 - Protecting natural and cultural values of identified light sensitive areas (relates to LIGHT-O6).
- (76) The rule, LIGHT-R1, covers all artificial light with some exceptions covered in conditions in the rule and in an appendix to the chapter. These exceptions cover situations that are generally temporary and with low risk of cumulative effects, are controlled by other means, are impractical to enforce, have low risk, or have unique functional or operational requirements.
- (77) The rule requires compliance with a list of identified standards, LIGHT-S1 through LIGHT-S6. These cover both limits on light spill and methods for

assessing conformance. In general, the standards are derived from AS/NZS 4282:2023, even if not incorporated by reference.

<p>LIGHT-P1 Providing for and managing artificial lighting</p> <p>LIGHT-R1 Artificial light</p>
<p>Why these provisions are included in the proposed District Plan</p>
<p>These provisions implement objectives LIGHT-O1 to LIGHT-O6.</p> <p>The policy outlines the purpose of the standards, and provides guidance for matters to consider when assessing applications under rules LIGHT-R1. The policy is not referred to in the assessment matters for restricted discretionary activities but should be considered in any application.</p> <p>LIGHT-R1 manages artificial light by providing for permitted activity standards, methods for demonstrating conformance, and thresholds for a resource consent assessment. Matters of discretion are contained in the rule and standards and identify the particular effects to be considered that are relevant to breached standards.</p>
<p>Efficiency and effectiveness</p>
<p>Benefits</p> <ul style="list-style-type: none"> • Clearly identifies types of effects from artificial light which need to be managed. • Tailored standards for different areas and situations provide greater protection where needed without requiring assessment where not needed. • Provides objective standards that, for most small scale installations, can be implemented without needing detailed modelling or complicated lighting designs, and can be enforced using resources routinely available to council. • Enables economic growth and for communities to provide for their well-being through providing for the benefits of lighting. • Provides certainty to artificial light users that maintenance, operation and development of infrastructure is provided for. • Resource consent process limited to relevant effects. • Commonality with other district plans and Australian and New Zealand standard will reduce compliance costs and aid public familiarity with the provisions. <p>Costs</p> <ul style="list-style-type: none"> • Through providing for the use of artificial lighting, some adverse effects will not be able to be avoided. • Adverse effects will occur through violations of the plan that are not practical to monitor and enforce. • More complex lighting designs may have higher costs for enforcement and compliance, particularly if a detailed lighting design from an engineer is required. • The chapter is quite technical and, while non-experts will be able to figure out what is required this will require more effort than a simpler chapter structure.

Overall assessment

The provisions are effective in implementing the outcomes expressed in the objectives. Providing for the benefits of artificial lighting and managing effects on the environment may in some circumstances lead to conflicting outcomes. The provisions provide guidance as to how resource consent applications may resolve tension between these outcomes.

However, in the vast majority of cases a conforming lighting design will be possible that provides for the needs of the lighting user while avoiding significant environmental effects. The major costs are in assessing compliance and enforcement, rather than the design itself. The nature of enforcement allows monitoring of this cost over time and adjusting in response.

Reasonably practicable alternatives

- **Simpler, stricter rule framework**

The rule framework could be based on a simpler rule framework which does not vary by area, and controls any light spill across boundaries, requiring resource consent assessment. This would be easier to determine compliance, as it could usually be determined through measurement with easily available equipment, or from using the specifications of equipment. This would be easier to determine compliance, but would trigger a larger number of resource consent applications, with associated costs.

- **Simpler, more liberal rule framework**

The rule framework could be based on a simpler rule framework that only controlled light spill across boundaries. This is closer to the approach of the operative plan. This would be easier to determine compliance, as it could usually be determined through measurement with easily available equipment, or from using the specifications of equipment. However, the scale of unmanaged environmental effects would be greater and this would be less effective in implementing the objectives.

9 Summary

(78) This report, including the evaluation, has been prepared to set the context for the Light chapter of the proposed District Plan. The evaluation has been undertaken in accordance with section 32 of the RMA in order to identify the need, benefits and costs and the appropriateness of the proposed chapter, having regard to its effectiveness and efficiency relative to other means in achieving the purpose of the RMA. The evaluation demonstrates that this proposal is the most appropriate option as it:

- Recognises and provides for the benefits of artificial lighting,
- Sets objectives that are relevant, useful, reasonable and achievable,
- Manages the adverse effects of lighting on the environment, in a way that recognises the different characteristics of different receiving environments, particularly urban, suburban, rural, and natural areas,
- Minimises compliance and enforcement costs,
- Makes conservative decisions where information is limited,
- Aids public understanding of the system through regional and national consistency and the use of the relevant Australian and New Zealand standard
- Provides adequate direction for resource consent applications,
- Is consistent with higher order documents, particularly the New Zealand Coastal Policy Statement and Regional Policy Statement for the Wellington region, and
- Is consistent with the requirements of the National Planning Standards.

10 Attachments

- (79) The following documents are attached to this report:
- Attachment 1: Effects of Artificial Light on Urban Wildlife within the Lower Hutt District – Cardno.
- (80) While not attached, AS/NZS 4282:2023, “Control of the obtrusive effects of outdoor lighting” is incorporated by reference in the proposed plan and can be viewed at the Council’s main office at 30 Laings Road, Lower Hutt.

FINAL DRAFT

Effects of Artificial Light on Urban Wildlife within the Lower Hutt District

Photobiology Assessment

NZ0120185

Prepared for
Hutt City Council

12 February 2021



Contact Information

Cardno (NZ) Limited

Company No: 36749 / GST: 42-019-690

Level 5, IBM Building
25 Victoria Street
Petone, Lower Hutt 5012
New Zealand

www.cardno.com

Phone +64 4 478 0342

Document Information

Prepared for	Hutt City Council
Project Name	Photobiology Assessment
File Reference	NZ0120185-WE-RP01 Hutt City- Photobiology effects on fauna and ecosystems.docx
Job Reference	NZ0120185
Date	12 February 2021
Version Number	1

Author(s):



Dr. Astrid van Meeuwen-Dijkgraaf
Terrestrial Ecology Lead

Effective Date 8/02/2021

Approved By:



Vanessa Dally
Water and Environment Manger

Date Approved 12/02/2021

Document History

Version	Effective Date	Description of Revision	Prepared by	Reviewed by
1	21/01/2021	Draft report	SJ	AvMD
2	8/02/2021	Revised report	AvMD	CL

© Cardno. Copyright in the whole and every part of this document belongs to Cardno and may not be used, sold, transferred, copied or reproduced in whole or in part in any manner or form or in or on any media to any person other than by agreement with Cardno.

This document is produced by Cardno solely for the benefit and use by the client in accordance with the terms of the engagement. Cardno does not and shall not assume any responsibility or liability whatsoever to any third party arising out of any use or reliance by any third party on the content of this document.

Our report is based on information made available by the client. The validity and comprehensiveness of supplied information has not been independently verified and, for the purposes of this report, it is assumed that the information provided to Cardno is both complete and accurate. Whilst, to the best of our knowledge, the information contained in this report is accurate at the date of issue, changes may occur to the site conditions, the site context or the applicable planning framework. This report should not be used after any such changes without consulting the provider of the report or a suitably qualified person.

Executive Summary

Hutt City Council requested that Cardno (NZ) review potential effects of artificial night-light on native urban wildlife including birds, mammals, lizards, insects and freshwater fish within the Lower Hutt District.

Population growth and urbanisation of Lower Hutt District has gradually increased and is predicted to carry on increasing. This will likely result in the increased use of outdoor lighting at night. Lower Hutt District is one of the most light polluted areas of the lower North Island. The current levels of artificial light, especially in the more densely populated areas of the city, are such that it is no longer possible to see the Milky Way at night, and light pollution also extends to the more remote areas of the District.

More than 1,000 native species are known to inhabit the Lower Hutt District and many of these species are active at night (nocturnal) and/or move through the landscape at night including longer distance migration species. Thus, there are a range of species that are susceptible to the effects of light pollution.

There are a wide range of potential effects of artificial lighting on fauna which includes behaviour changes, physiological changes, changes to how and when species interact with their environment, reproductive and growth changes. Research on the effects of light on fauna is increasing, but is still relatively limited. Little information could be located for many of the New Zealand fauna, or their overseas relatives.

The effects of light also vary according to the type of light used (five main types of light are briefly described) and the effects of different light types are different for different taxonomic groups. Vertebrate species may be less attracted to lights in the blue spectrum (although this is by no-means certain for New Zealand species) while invertebrates may be less attracted to lights in the orange spectrum (variable between species).

There are some international policies on the management of light pollution, but no national standards in New Zealand. Parts of the country (the MacKenzie Basin and the Wairarapa) are striving to maintain or improve the darkness of the night, and some district plans include policies to manage the effects of outdoor lighting – including on fauna and natural areas.

The reported scale of increased light effects can extend over 200 km and can include ecosystem scale effects including changes to primary production and plant growth, changes in species distribution and movement through the landscape with resultant changes in populations, changes to interactions and abundance of species within a food web, and temporary or long-term consequences for biodiversity.

Management of effects could include the adoption of lighting objectives and best practice principles, gradual replacement of lighting infrastructure with less light-polluting option, encouraging landowners to switch off lights at night, careful selection of the colour of the light to reduce effects on local fauna, provisions in the District Plan for dark sky areas, and placement and type of lighting close to natural features.

Table of Contents

Executive Summary	iii
1 Introduction	1
1.1 Scope of the study	1
2 Methods	1
3 Background	2
3.2 Study area	3
3.3 Fauna in Lower Hutt District	4
3.4 Forms of artificial light	5
3.5 Types of photobiology effects	9
3.6 International light pollution management	12
4 Light pollution	15
4.2 Light pollution in Lower Hutt District	16
5 Potential effects of light pollution on fauna	19
5.1 Perception of light by fauna	19
5.2 Native birds	19
5.3 Native mammals	21
5.4 Lizards	22
5.5 Invertebrates	23
5.6 Freshwater fish	26
5.7 Ecosystem scale effects	27
6 Knowledge gaps and future research	29
7 Light management options	30
7.1 Lighting objectives and best practice guidelines	31
7.2 Options for Lower Hutt District	33
8 Conclusions	33
References	36

Appendices

Appendix A Fauna recorded within Lower Hutt District

Appendix B Best practice lighting design

Tables

Table 3-1	Number of native species recorded within the Lower Hutt District, their threat status, known nocturnal activity and migratory behaviour	5
Table 3-2	Blue light emitted by selected outdoor lighting sources at equivalent lumen output (luminous flux 1000 lm)	6
Table 4-1	Types of visual impacts related to different levels of artificial sky brightness measured against natural brightness, which is set at 174 $\mu\text{cd}/\text{m}^2$.	15

Figure 4-2 Map of artificial sky brightness for Australia, Indonesia, and New Zealand 16

Figures

Figure 2-1	Locations of NZ iNaturalist fauna observations since 2000.	2
Figure 3-1	Estimates and projections of urban populations in New Zealand, Australia and Oceania from 1950 to 2050	3
Figure 3-2	Population estimates and projections for Lower Hutt District from 2003 to 2043	4
Figure 3-3	Humans can only see a very small part of the electromagnetic spectrum	6
Figure 3-4	Correlated Colour Temperature (CCT) of some natural and artificial light sources from warm (1,000K) to cool (10,000K)	7
Figure 3-5	Dispersal of sunlight into a spectrum, indicating the types of photobiology effects such as photochemical, visual and heat effects related to the respective regions of the spectrum.	10
Figure 3-6	The five principles for responsible outdoor lighting	12
Figure 4-2	Map of artificial sky brightness for Australia, Indonesia, and New Zealand	16
Figure 4-3	Artificial night sky radiance in the Lower Hutt District.	17
Figure 4-4	Visual impact of the light pollution in the Lower Hutt District.	18
Figure 5-1	Humans and wildlife light wavelength perception ranges, shown by horizontal lines.	19
Figure 5-2	Relationships between relative energy and wavelengths emitted by two different light sources.	24
Figure 5-3	Effective distances of street light.	25
Figure 5-4	Example of a simple food web	28
Figure 7-1	Illustration of best practice lighting design principles	32

1 Introduction

Hutt City Council requested that Cardno (NZ) undertake a literature review of potential adverse effects of artificial outdoor light on native wildlife within the Lower Hutt District¹. This study looks at the types of artificial light sources, their impact on the photo-physical structure of the natural environment and photobiology effects on urban wildlife fauna overseas and in New Zealand.

1.1 Scope of the study

The scope of this study is as follows:

- > Summarise available literature, including the research findings on the nature and magnitude of the effects of artificial outdoor light on urban wildlife species (birds, lizards, invertebrates, fish, and mammals) but will exclude effects on plants, humans, or marine animals except to the extent marine animals are affected by light sources on land;
- > Summarise any major gaps in knowledge of the photobiological effects on species, and whether filling those gaps could be accomplished by further desktop analysis or field research;
- > Provide an expert opinion on the degree to which the current understanding of photobiology effects on specified urban wildlife taxa is relevant to the Lower Hutt District; and
- > Provide relevant broad recommendations on how artificial outdoor lighting should be designed, or the use of lighting limited, to reduce known significant negative impacts of light on native wildlife.

2 Methods

This study was a desktop assessment based on a comprehensive literature review. Data on which species occur within the Lower Hutt District was compiled from databases to help focus which species (or related overseas species) should be investigated. The study also looked at the literature on management of wildlife affected by artificial night-light.

Records of fauna including birds, mammals, lizards, insects and freshwater fish were collated from online geodatabases. The NZ iNaturalist community database provided 122,234 observational records of birds, mammals, lizards, insects and fish within the study area since 2000 (Figure 2-1).

Freshwater fish records were collated from the New Zealand Freshwater Fish Database (NZFFD). There were 318 records for fish (and some large invertebrate species) within the Lower Hutt District since 1990 (Crow 2017).

The list of species that occur in the Lower Hutt District was compiled for the following species groups: birds, mammals, lizards and freshwater fish. Insect data was compiled at the level of insect orders.

Biological traits such as the diurnal/nocturnal behaviour, migration, and conservation status of the species or orders were determined from relevant literature. These data are provided in Appendix A and summarised in Table 3-1.

The literature review of photobiology effects focussed on three aspects:

- (i) the types of artificial outdoor lighting;
- (ii) potential effects of light pollution on urban wildlife and ecosystems; and
- (iii) current policy and resource management approaches to light pollution.

¹ For clarity, the predominantly urban area of the district along the Hutt River is referred to as Hutt City, and the entire district is referred to as Lower Hutt District.

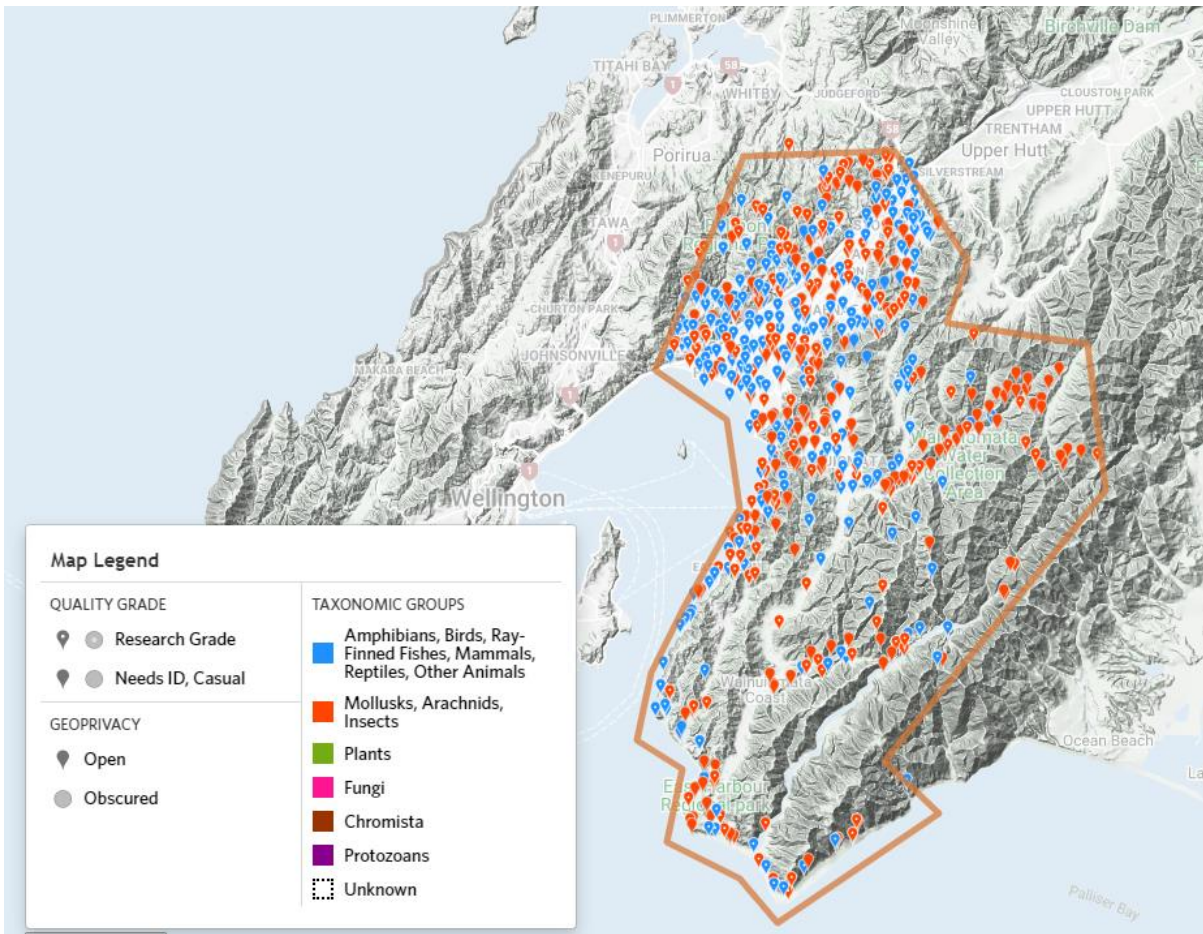
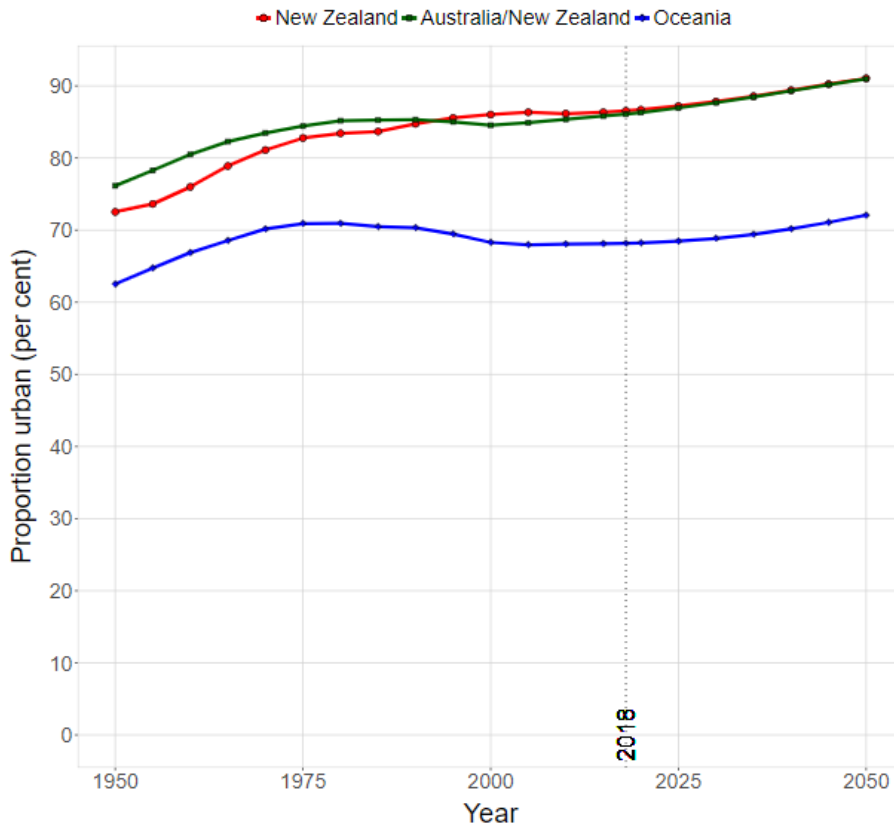


Figure 2-1 Locations of NZ iNaturalist fauna observations since 2000. Only the data for vertebrates (blue symbols) and invertebrates (red symbols) were collated.

3 Background

With the continuing growth of the human population, urban expansion areas is a common trend across the globe (Seto *et al.*, 2012). In 2019 it was estimated that 86.62% of New Zealand's total population lived in urban areas and cities (Plecher, 2020) and this is projected to increase to over 90% by 2050 (The United Nations Department of Economic and Social Affairs (UN-DESA), 2018) (Figure 3-1).

This expansion of urban areas is accompanied by the development of housing, industrial and transport infrastructure. Increased urbanisation generally results in dramatic changes in the quality of natural environment, including an increase of artificial light sources such as electric lamps and electronic devices.



© 2018 United Nations, DESA, Population Division. Licensed under Creative Commons license CC BY 3.0 IGO.

Note: Proportion of urban population in the current country as compared to its subregion and region. The proportion is expressed as a percentage of the total population, 1950 to 2050.

Figure 3-1 Estimates and projections of urban populations in New Zealand, Australia and Oceania from 1950 to 2050 (Source: UN-DESA, 2018)

3.2 Study area

Lower Hutt District is New Zealand's sixth most populous area, with a population of 111,800. The district comprises 377 km² of which over a third (135 km²) is urban². Hutt City is located along the eastern shores of Wellington Harbour in the lower half of the Hutt Valley, and is densely urbanised. The Wainuiomata valley is more rural and dominated by farmland and forested areas, with an urban component.

Figure 3-2 illustrates the population estimates and projections for Lower Hutt District from 2003 to 2043. The most likely scenario is that the population will continue to increase.

² <http://www.huttcity.govt.nz/>

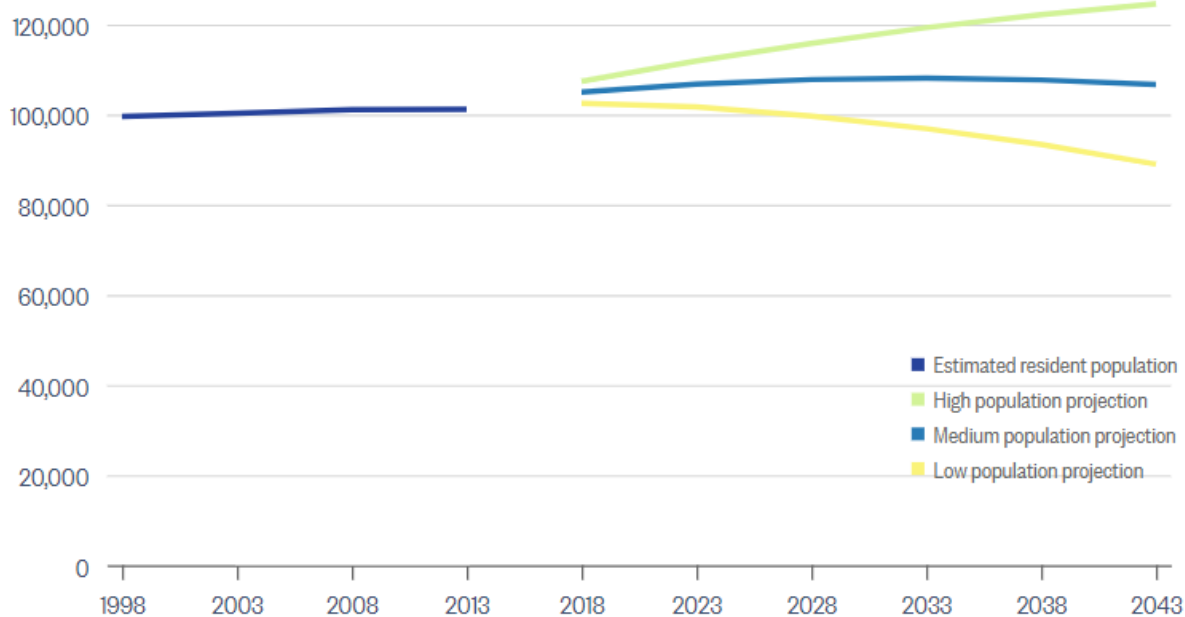


Figure 3-2 Population estimates and projections for Lower Hutt District from 2003 to 2043 (Source: Stats NZ, 2020)

3.3 Fauna in Lower Hutt District

More than 1,000 native fauna species have been recorded from the Lower Hutt District, the bulk of which comprise invertebrate species (937). More than 4% of the non-invertebrate species are categorised as being Threatened or At Risk in the New Zealand Threat Classification System (Hitchmough 2013). Including the invertebrate species would likely have resulted in a higher number of threatened species but it was outside the scope of this report to compile threat rankings for the multitude of invertebrates present across the district³ (Table 3-1).

Many species of fauna are most active during the day (diurnal), but others are active during the day and at night (nocturnal), especially species that move long distances. There are some species that are mainly active at night, and that includes morepork, kiwi, bats, native fish, and some invertebrate taxa. Species that are active at night will be most susceptible to the effects of artificial light pollution. The number of species within each taxonomic group that are known to be active at night are summarised in Table 3-1 and more detail is provided in Appendix A.

Species that move long distances, or move regularly throughout the landscape, are potentially at greater risk of encountering areas with increased light at night.

There are different types of fauna movement. They have been categorised as follows:

- > Not migratory – no seasonal or hormone induced movement of individuals or flocks/groups.
- > Long-range dispersal – juveniles moving long distances from natal territories.
- > Seasonal migration – individuals moving around the landscape to take advantage of different or seasonal food sources (e.g. different fruiting species, or moving to warmer altitudes to forage on insects, or moving to a particular breeding area).
- > Nomadic – flocks or groups of animals moving en masse to find more favourable habitat (e.g. the pond has dried up so move to a different waterbody).

³ Insect data was compiled at the level of insect orders.

- > Migration – hormone induced movement of individuals or flocks/groups of fauna; can be within NZ and/or international.

Table 3-1 summarises the number of species per taxonomic group that undertake regular movement throughout the landscape; that is seasonal migration, nomadic movements, or migration. Lizards are not thought to migrate over long distances, but there is insufficient data to be certain.

Table 3-1 Number of native species recorded within the Lower Hutt District, their threat status, known nocturnal activity and migratory behaviour

Taxonomic group	Number of native species recorded	Number of species Classified as Threatened or At-Risk ⁴	Number of species with known nocturnal behaviour	Number of known migratory species
Birds	58	24	25	44
Mammals (terrestrial)	1	1	1	1
Mammals (marine)	2	1	2	1
Lizards	12	9	5	DD
Invertebrates	937	NA	NA	NA
Fish (freshwater)	17	9	17	12
Total	1,027	44	50	69

DD = Data Deficient, NA = Not Assessed, excluded from the assessment due to data deficiency (such as not having species level identification) and/or limited behavioural records available.

3.4 Forms of artificial light

The planet Earth receives electromagnetic radiation from both extrinsic and intrinsic sources. The external natural electromagnetic radiation sources are the sun, stars, our moon and planets that reflect cosmic light. Intrinsic natural sources of electromagnetic radiation include lightning, volcanic eruptions, bushfire and light emitting organisms (e.g. fireflies, jellyfish, glow-worm, bio-luminescent fungi and plankton). In addition to these natural light sources, a vast amount of electromagnetic radiation is released from anthropogenic sources to the Earth’s atmosphere, including from human-made light sources which are referred to as artificial light (NASA Science 2020).

The visible light spectrum is the range of wavelengths of the electromagnetic spectrum that the human eye can see. Isaac Newton’s experiment in 1665 showed that a prism bends visible (white) light and that each colour refracts at a slightly different angle depending on the wavelength of the colour. Each colour in a rainbow corresponds to a different wavelength of the electromagnetic spectrum. Some animals can see in parts of the spectrum that humans cannot. Typically, the human eye can detect wavelengths from 380 to 700 nanometres (NASA Science 2020) as illustrated in Figure 3-3.

Artificial light sources are immensely useful in our day-today and night-time activities. Artificial white light is a range of colours, and may include colours not visible to humans. Coloured light is generated from a narrower range of wavelengths.

Advanced broad-spectrum lighting is used in many technical applications, including household lighting, computer and phone screens, televisions, security, architectural, cultural, outdoor feature tree illumination, and street lighting. The broad-spectrum white light sources differ in their colour appearance, ranging from warmer red-yellowish light to cooler/brighter blueish light.

⁴ New Zealand Threat Classification as per Hitchmough (2013).

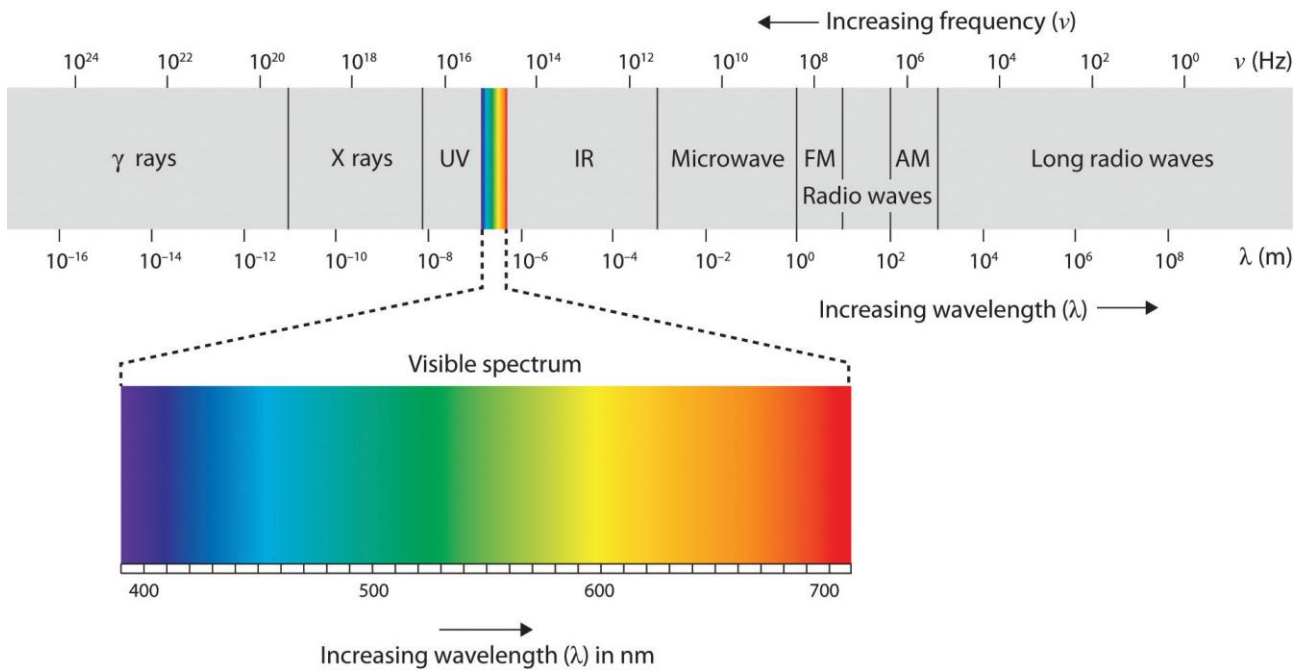


Figure 3-3 Humans can only see a very small part of the electromagnetic spectrum (Source: NASA Science 2020)

Table 3-2 and Figure 3-4 illustrate the correlated colour temperature (CCT), measured in Kelvin (Department of the Environment and Energy, 2020; Royal Society NZ, 2018), which is a gauge of how yellow or blue the colour of light emitted from a light bulb appears.

Table 3-2 Blue light emitted by selected outdoor lighting sources at equivalent lumen output (luminous flux 1000 lm) (Source: Royal Society NZ, 2018)

Light source	CCT (K)	% Blue colour
Narrowband Amber LED	1606	0%
Low-Pressure Sodium	1718	0%
PC Amber LED	1872	1%
High-Pressure Sodium	2041	10%
PC White LED (2700 K)	2700	15% - 21%
PC White LED(3000 K)	3000	18% - 25%
PC White LED(4000 K)	4000	26% - 33%
Metal Halide	4002	33%
Mercury Vapour	6924	36%
PC White LED (5000 K)	5000	35% - 40%




Figure 3-4 Correlated Colour Temperature (CCT) of some natural and artificial light sources from warm (1,000K) to cool (10,000K) (Source: Department of the Environment and Energy, 2020)

There is some evidence that increased exposure to blue-light from artificial sources has adverse impacts on humans, such as disruption to circadian rhythm (day/night cycle) and eye damage. Blue light may also have some benefits including better visibility compared to other sources of artificial light and effective treatment of behavioural disorders (Royal Society NZ, 2018).

Artificially produced light falls into five broad categories:

- > Incandescent light
- > Tungsten-Halogen light
- > Fluorescent light
- > Light-Emitting Diodes (LED)
- > High-Intensity Discharge (HID) light

These are explained in more detail below.

3.4.2 Incandescent light

When certain objects (e.g. metals) are heated to a high temperature, they begin to emit light. Both infrared and visible light is produced in this process known as incandescence. Candles and incandescent bulbs are examples of incandescent sources of artificial light.

Incandescent light bulbs emit both heat and light. The colour spectrum of incandescent lighting is closer to natural light than other light sources, thus it was traditionally the preferred source for general-purpose illumination.

However, incandescent bulbs are energy inefficient and are being replaced in many applications by devices such as fluorescent lamps, HIDs (High-Intensity Discharges) and LEDs (Light Emitting Diodes), which produce more visible light for the same amount of electrical energy input.

3.4.3 Tungsten-Halogen light

Tungsten-halogen lighting (commonly referred to as halogen lights) is a type of incandescent lighting where a bulb's filament is surrounded by an inert gas and a small amount of halogen, which makes the bulb more efficient and increases its lifespan.

Halogen lighting produces a bright white light and provides more light per unit of electricity than regular incandescent bulbs, making it a good source of task-lighting. Because halogen lights are so bright, the positioning of light bulbs needs to be considered to reduce glare and shadow.

Halogen lights also give off a great amount of heat, which is an important safety consideration in any built environment. There is a higher risk of burn injuries from halogen lights, particularly for people with poor vision.

3.4.4 Fluorescent light

Fluorescent lighting consumes less electricity, lasts longer, and does not radiate as much heat as incandescent lights. Originally, fluorescent lights were produced in the form of tubes that create a line of light. This was the traditional lighting environment in large buildings and offices. A fluorescent tube is a more diffuse and physically larger light source than an incandescent bulb. In suitably designed lamps, fluorescent light can be more evenly distributed without a point source of glare as produced by an incandescent filament.

Subsequently, the technological advancements have resulted in Compact Fluorescent Lamps (CFLs) which are more light-bulb shaped. CFLs provide good overall light and are increasingly popular in the built environment. Many jurisdictions encourage their use as an energy-saving measure through incentive programs and legislation.

The disadvantage of fluorescent lighting is the slight flicker it produces. This flicker-effect can be counteracted by using proper lenses to shield the light source to provide even, indirect lighting, or using two tubes operating in phase opposition. These fixtures produce a substantially reduced flicker when used as an indirect light source or combined with prismatic diffusion covers, lattices, translucent shades or cover panels.

Fluorescent lighting now comes in a range of shades in the light spectrum. The cool "blue" tones of the past poorly represented natural or incandescent light. Today's better formulations of phosphor inside the tubes provide warmer tones. The best "soft" or "warm" white fluorescent bulbs now available are similar in colour to standard incandescent lighting.

Dimmable fluorescent lighting fixtures, which use electronic ballasts working at a high frequency, reduce both the flicker of light and energy consumption. Reduced flickering is less tiring and distracting for older adults and people with vision loss, particularly those who rely on peripheral vision.

3.4.5 Light-Emitting Diodes (LED)

LEDs emit an energy-efficient light when electricity is applied to a simple circuit. Modern LED bulbs produce light that is very similar to daylight (historically only red LEDs were available). LEDs were traditionally used as indicator lights on electronic devices. LED bulbs are now used in wider applications including signage, streetlamps and architectural detail lighting.

They are frequently used as a directional light source, or to focus light on an object or building element such as a sign or reception desk. LED lighting is also used for task-lighting or spotlighting (e.g. under kitchen cabinets to illuminate countertops). LEDs can also be configured in arrays within bulbs, providing multi-directional illumination similar to that produced by incandescent bulbs. LED bulbs produce no ultraviolet (UV) radiation and little heat, making them ideal for illuminating objects that are sensitive to UV light, such as works of art.

The LED lights are becoming more popular because they have high energy efficiency, operational convenience (e.g. they light up instantly, can be easily dimmed, operate silently), long lasting and relatively cheap to produce.

3.4.6 High-Intensity Discharge (HID) light

HID bulbs are a type of arc lamp that have a longer life and provide more light (lumens) per watt than any other light source. They are available in mercury vapour, metal halide, and high- and low-pressure sodium types.

Low-pressure sodium vapour lamps are extremely efficient. They produce a deep yellow-orange light and have an effective colour rendering index of nearly zero⁵. Items viewed under their light appear monochromatic⁶, which has implications for people with vision loss.

Metal halide and ceramic metal halide bulbs can be made to give off neutral white light, which is useful for applications where normal colour appearance is critical (e.g., TV and movie production, indoor or night-time sports games, automotive headlamps and aquarium lighting).

High-pressure sodium lamps tend to produce a much whiter light, but still with a characteristic orange-pink cast. New colour-corrected versions producing a whiter light are available, but some efficiency is sacrificed for the improved colour.

HID lamps are typically used in large areas that require high levels of overhead light and when energy efficiency and/or light intensity are desired, such as gymnasiums, large public areas, warehouses, movie theatres, football stadiums, outdoor activity areas, roadways, parking lots and pathways. More recently, HID lamps, especially metal halide, have been used in small retail and residential environments. HID lamps have made indoor gardening practical, particularly for plants that require a good deal of high-intensity sunlight.

Brand new high-intensity discharge lamps make more visible light per unit of electric power consumed than fluorescent and incandescent lamps, since a greater proportion of their radiation is visible light in contrast to infrared. However, the lumen output of HID lighting can deteriorate by up to 70% over 10,000 burning hours.

3.5 Types of photobiology effects

Photobiology is the scientific study of the beneficial and harmful interactions of light (technically, non-ionizing radiation) in living organisms. The field covers a wide range of disciplines from photophysics to bioluminescence. However, this report focusses on the effects of photobiology relevant to New Zealand native fauna.

Non-ionising radiation generates excited states in molecules by absorbing the photons (light 'particles'). These excited molecules react with neighbouring molecules and change their chemical and physical structure as a result of the absorption of light.

Figure 3-5 illustrates the three major groups of non-ionising radiation which can result in different photobiological effects:

- > Ultraviolet (UV) radiation - short wavelengths that are outside the perception range of humans and can cause cellular changes;
- > Visible radiation - longer wavelengths between 380 and 700 nm can result in changes in behaviour and species distribution; and
- > Infrared (IR) radiation - long wavelengths that are outside the perception range of humans and generally perceived as heat.

⁵ Colour rendering index (CRI) is an index, from 0 to 100, that measures the ability of a light source to reveal colours of objects, compared to a natural light source such as the sun filtering in through your windows. Simply put, it's the measurement of light in relation to how it affects the appearance of colour. A light source with a high CRI will produce a more accurate colour rendering of the objects around it.

⁶ Containing or using only one colour.

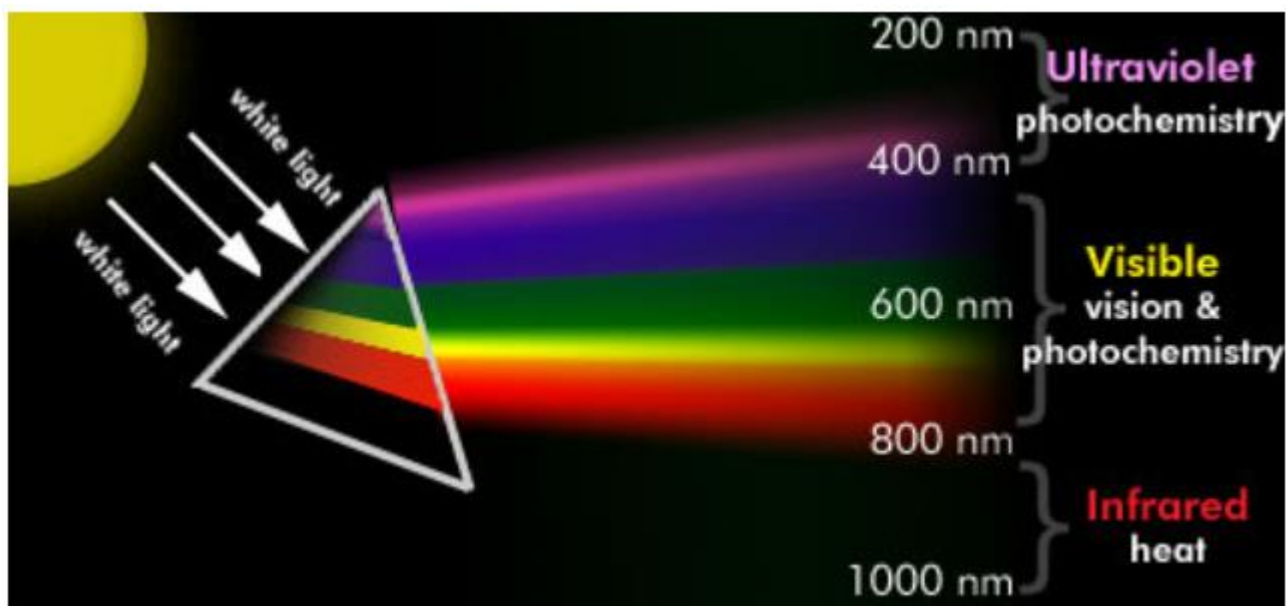


Figure 3-5 Dispersal of sunlight into a spectrum, indicating the types of photobiology effects such as photochemical, visual and heat effects related to the respective regions of the spectrum.

3.5.1 UV radiation effects

UV radiation can change the chemical and physical structure of important organic molecules, including deoxyribonucleic acid (DNA), ribonucleic acid (RNA) and proteins. Changes in DNA can lead to gene mutations, while changes in RNA result in altered proteins and are likely to affect the physiology of organisms including their growth and may even be lethal.

3.5.2 Visible light effects

Movement and distribution

Increased levels of light can affect how fauna use and move through a landscape. A nocturnal species may find an artificially lit area too bright and will avoid the area. This can result in migration failure such as fish not moving upstream of a highly lit area. It may also change species distribution in an area. For example, if prey species avoid a brightly lit area this may force predators to move away as well as there is insufficient food. Increased light may attract species to areas of greater danger. For instance, moths can congregate beneath street-lights putting bats at greater risk of collision with vehicles as they hunt out their prey. The impact on a single species or taxa may potentially have ecosystem-scale impacts, including alterations in the food web and ecosystem functions such as nutrient cycling.

Resetting the clock

Artificial light at night can suppress the production of melatonin—the “hormone of darkness” in vertebrates. This hormone is a key player in circadian clock regulation which is a natural, internal process that regulates the sleep-wake cycle and repeats/resets on each rotation of the Earth roughly every 24 hours. These 24-hour rhythms have been widely observed in plants, animals, fungi, and cyanobacteria. Melatonin is suppressed in many vertebrates by extremely low light intensities, ranging from 0.01–0.03 lux for fishes and rodents to 6 lux for sensitive humans. For some wavelengths (colour of light), even lower light intensities are implied by some studies and there are major research gaps about the lowest light level that will trigger melatonin suppression for most species groups, and a lack of rigorous testing in ecological settings (Grubisic *et al.*, 2020).

Photoperiodism, is the functional or behavioural response of an organism to changes of duration in daily, seasonal, or yearly cycles of light and darkness. This includes (amongst other things):

- flowers and leaves opening when it is light (or over a certain light threshold) and closing when it gets dark;
- Animals moving to or from nests or roosts;

- Bird dawn chorus;
- Daylength triggering bud dormancy or bulb or tuber growth;
- Triggering movement and breeding patterns such as migration, egg laying or spawning;
- Triggering development of different social life stages such as worker bees or soldier aphids; and
- Daylength growth response – for instance rodents born in the spring will grow to adult size, undergo puberty, and become reproductive in 6–8 weeks, whereas a sibling born in the autumn will not grow or undergo puberty for 4–5 months.

Photoperiodic reactions can be reasonably well predicted in natural situations, but temperature, nutrition, and other environmental factors such as increased artificial light also modify an organism's response.

Visual effects

Too much light, or light of the wrong colour can interfere with how an organism perceives their surroundings. For instance, monochromatic light could obscure visual cues on flowers directing pollinators to the pollen; increased light can increase hunting efficiency of predators that rely on sight; and insects may be attracted by artificial lights to areas that are not suitable for egg-laying.

Light influenced development

Photomorphogenesis is light influenced development of plants (rare in animals) triggered by the quantity, the quality (i.e., wavelengths present), the spatial asymmetry (i.e., the direction from which the light comes), and the periodicity of the light. Some examples of photomorphogenesis are the germination of light sensitive seeds (i.e. will not germinate if buried), and the flowering of long-day plants (the difference between spring and summer flowering plants). If these plant related processes are changed this can affect the animals that rely on them, such as lack of fresh growth, reduced nectar and pollen production, or fewer hiding places due to reduced vegetation cover.

Photomovement

Plants, animals, and organisms (e.g. fungi, bacteria) are influenced by the quality and the direction of the light striking their photoreceptors. When an organism moves toward or away from light this is known as photokinesis.

Phototropic curvature in plants can occur toward or away from the light. The best known example of this is sunflowers. Changes, and especially increases in light, can cause behavioural changes in how a species uses a space.

Photosynthesis

All animals rely on plants, whether it is the herbivore species that eat plants, the carnivore species that eat the herbivores, or as accommodation. Photosynthesis is what plants do to convert light energy to stabilised chemical energy. Without this light harvesting reaction there would be little life on Earth (there are some exceptions where species harvest energy from other sources). Increased artificial light of the correct wavelengths is used to promote plant growth. However, artificial light at night can disrupt seasonal light cues which can have far-reaching effects, including (Bennie *et al.*, 2016):

- > Mismatches in timing with herbivore grazing and migration patterns;
- > Altering the development of agricultural crops or fauna food sources;
- > Inhibiting flowering of some plant species;
- > Decreasing periods of darkness necessary for plant repair from environmental pollutants; and
- > Causing barriers to nocturnal pollinator species.

Bioluminescence

Well known examples of bioluminescence include the flash of a firefly, the glow of the glow-worm, and the phosphorescence that can occur when agitating the surface of the ocean. Bioluminescence is the highly efficient cold-light emission that fulfils an important biological function for the organism concerned (e.g. finding a mate or food). Bioluminescence occurs in many organisms, including plants, animals and fungi. Increased artificial lighting will reduce the relative light intensity of the bioluminescent output i.e. it is much harder to see a small pin-prick of light against a light background compared to a dark background.

3.5.3 Infrared effects

Infrared light is mostly associated with heat production. Increased of artificial light has contributed to urban areas being hotter than adjacent unlit areas. This can result in behavioural changes throughout the seasons. This effect can be especially pronounced during cooler months, for instance, a failure to hibernate or become dormant. Organisms that come in contact with hot lights can also sustain burns to the skin, and smaller creatures (e.g. insects) can completely burn up.

3.6 International light pollution management

Since the 1950s, there have been several policy and regulatory initiatives to minimise the adverse effects of artificial lights on humans, wildlife and ecosystems, at global, national and regional scales. In 2017, the 'Declaration in Defence of the Night Sky and the Right to Starlight' was formulated by a group of global organisations, including the United Nations Educational, Scientific and Cultural Organisation (UNESCO) and the Convention on the Conservation of Migratory Species of Wild Animals. The basis of this policy is to protect the pristine night sky to benefit human well-being, society, culture, biodiversity and environment (Zielinska-Dabkowska, 2020). The policy states that:

"an unpolluted night sky that allows the enjoyment and contemplation of the firmament should be considered an inalienable right of human kind equivalent to all other environmental, social and cultural rights, due to its impact on the development of all peoples and on the conservation of biodiversity."

LIGHT TO PROTECT THE NIGHT
Five Principles for Responsible Outdoor Lighting




USEFUL		<p>ALL LIGHT SHOULD HAVE A CLEAR PURPOSE</p> <p>Before installing or replacing a light, determine if light is needed. Consider how the use of light will impact the area, including wildlife and the environment. Consider using reflective paints or self-luminous markers for signs, curbs, and steps to reduce the need for permanently installed outdoor lighting.</p>
TARGETED		<p>LIGHT SHOULD BE DIRECTED ONLY TO WHERE NEEDED</p> <p>Use shielding and careful aiming to target the direction of the light beam so that it points downward and does not spill beyond where it is needed.</p>
LOW LIGHT LEVELS		<p>LIGHT SHOULD BE NO BRIGHTER THAN NECESSARY</p> <p>Use the lowest light level required. Be mindful of surface conditions as some surfaces may reflect more light into the night sky than intended.</p>
CONTROLLED		<p>LIGHT SHOULD BE USED ONLY WHEN IT IS USEFUL</p> <p>Use controls such as timers or motion detectors to ensure that light is available when it is needed, dimmed when possible, and turned off when not needed.</p>
COLOR		<p>USE WARMER COLOR LIGHTS WHERE POSSIBLE</p> <p>Limit the amount of shorter wavelength (blue-violet) light to the least amount needed.</p>

Figure 3-6 The five principles for responsible outdoor lighting
(Source: International Dark-Sky Association, 2020)

There are a range of organisations across the globe with initiatives or campaigning on light pollution⁷. In 2020, the International Dark-Sky Association (IDA) introduced 'Five Principles for Responsible Outdoor Lighting' to protect the nocturnal landscapes and night sky (Zielinska-Dabkowska, 2020). These IDA principles are described in Figure 3-6.

The Australian Government has developed National Light Pollution Guidelines for Wildlife (Department of the Environment and Energy, 2020). The aim of the guidelines is that artificial light will be managed so wildlife is:

1. Not disrupted within, nor displaced from, important habitat; and
2. Able to undertake critical behaviours such as foraging, reproduction and dispersal.

These Australian guidelines recommend:

1. Always using Best Practice Lighting Design (BPLD) to reduce light pollution and minimise the effect on wildlife; and
2. Undertaking an Environmental Impact Assessment (EIA) for effects of artificial light on listed species for which artificial light has been demonstrated to affect behaviour, survivorship or reproduction.

More details about the guidelines are provided in Appendix B.

Lights Out Toronto⁸ is a public awareness campaign aimed at informing people of the dangers the urban environment poses to migratory birds. It encourages people to help reduce light pollution, which draws birds into the city, by asking them to turn out unnecessary lights at work and at home. The city works with several stakeholders including Fatal Light Awareness Program (FLAP), Building Owners and Managers Association (BOMA), Environment Canada, and bird advocacy groups. These stakeholders form a working group that determines the various best means of getting the 'lights out' message to the public.

3.6.2 Management of photobiology effects in New Zealand

There are no national guidelines for managing photobiology effects in New Zealand, probably because much of the country experiences relatively low light pollution levels (Ministry for the Environment and Stats NZ, 2019; Falchi *et al.*, 2016a). The Ministry for the Environment (MfE) does acknowledge that light pollution is likely affecting mātauranga Māori and cultural practices, natural ecosystems, and biodiversity (Ministry for the Environment, 2018).

The Resource Management Act (RMA) does not include specific reference to managing environmental photobiology effects. However, there are sections in the RMA that can be used to support management of photobiology effects. This includes section 5, 7, 8, 17, 32 and 322.

There are some examples of regional or local authorities managing light pollution.

The Christchurch District Plan⁹ includes the following objective and policies:

6.3.2.1 Objective – Artificial outdoor lighting and glare

- a. Artificial outdoor lighting enables night-time work, rural productive activities, recreation activities, sport, entertainment activities, transportation and public health and safety while:
 - i. managing adverse effects on residential, commercial, open space and rural amenity values;
 - ii. areas of natural, historic or cultural significance and the night sky; and
 - iii. avoiding interference with the safe operation of transport and infrastructure.

6.3.2.1.1 Policy – Enabling night-time activity while managing the adverse effects of artificial outdoor lighting

⁷ This includes the International Dark-Sky Association (IDA), Illuminating Engineering Society (IES) in the USA, the Commission for Dark Skies (CfDS) in the UK, The Light-Pollution Abatement Committee (LPA Committee) in Canada, the National Association for the Protection of the Night Sky and Environment (L'Association nationale pour la protection du ciel et de l'environnement nocturnes - ANPCEN) in France, Dark Skies Advisory Group (DSAG) in Switzerland and The Australasian Dark Sky Alliance (ADSA).

⁸ <https://www.toronto.ca/311/knowledgebase/kb/docs/articles/city-planning/Infrastructure-and-Development-Services/bird-friendly-development-guidelines-lights-out-program.html>

⁹ <https://ccc.govt.nz/assets/Documents/The-Council/Plans-Strategies-Policies-Bylaws/Plans/district-plan/new-christchurch-district-plan/CH6-Nov2018.pdf>.

- a. Recognise and provide for artificial outdoor lighting for night-time activities and safety while managing its scale, timing, duration, design and direction in a way that:
 - i. avoids, remedies or mitigates adverse effects on the rest or relaxation of residents;
 - ii. or any areas of natural, historic or cultural significance;
 - iii. does not interfere with the safe operation of the transport network or aircraft;
 - iv. minimises unnecessary light spill into the night sky

The permitted light spill standards are lower for natural Open Space Zones (4.0 lux) than for most other zones. The effects of artificial outdoor lighting need to be considered and mitigated for range of ecological, cultural and amenity sites.

The New Plymouth District Plan also includes specific policies to prevent light pollution¹⁰:

Objective 1 - To ensure activities do not adversely affect the environmental and amenity values of areas within the district or adversely affect existing activities.

- > Policy 1.1 - Activities should be located in areas where their effects are compatible with the character of the area.
- > Policy 1.2 - Activities within an area should not have adverse effects that diminish the amenity of neighbouring areas, having regard to the character of the receiving environment and cumulative effects.

Objective 2 - To avoid, remedy or mitigate the adverse effects of light overspill and glare, noise, and the consumption of liquor on amenity values and health.

- > Policy 2.1 - Light overspill should not result in adverse effects on amenity values and community health.
- > Policy 2.2 - Activities should not result in adverse effects on amenity values, community health and safety due to glare from artificial light, flaring or reflected light.

In the New Plymouth District higher levels of light overspill are permitted in Open Space Environment Areas than in Residential and Rural Areas (10 lux). The Open Space Environment Areas have the same threshold as the Business and Industrial Areas (20 lux).

The Mackenzie District implemented a significant dark-sky conservation approach in 2012 by declaring the Aoraki Mackenzie International Dark Sky Reserve that covers an area of 4300 km² in the heart of South Island. The Aoraki Mackenzie Reserve remains the only dark sky conservation area in the Southern Hemisphere, and one of eight in the world. This conservation effort has been successful in drawing international attention, improved scientific skylight knowledge, and has helped develop tourism (IDA 2020). Creation of large dark sky spaces adjacent to urban areas is a potential solution to protect wildlife affected by light pollution.

The Martinborough Dark Sky Society (now the Wairarapa Dark Sky Society) has been established by the local communities to protect and enhance the view of dark skies and natural wildlife habitats of the area. With the support from IDA, the district council and Dark Sky Society in Martinborough have enhanced community awareness and encouraged central government agencies to adopt IDA's 3000K recommendation to alter their street and highway lighting plans. Moreover, the Martinborough Dark Sky Society is seeking to have an area greater than 1500 km² recognised as an International Dark Sky Reserve by the International Dark-Sky Association (IDA 2018).

¹⁰ <https://www.newplymouthnz.com/-/media/NPDC/Documents/Council/Council%20Documents/Plans%20and%20Strategies/District%20Plan/District%20Plan%20Management%20Strategy%20Feb%202018.ashx?la=en&hash=D650F9E78599A29B8C66531A13CC0568F863612C>.

4 Light pollution


The moon is the main source of natural light at night, but additional light comes from natural atmospheric emissions (night glow), the stars, the Milky Way, and the false dawn (zodiacal light). During dark moonless nights, in the darkest parts of the sky, natural luminance is about 1.7 microcandelas per square metre ($\mu\text{cd}/\text{m}^2$). A microcandela is 1/1000th of the light output from one candle.

The amount of night-light also depends on atmospheric conditions. For instance, an overcast sky may result in a seven to ten times increase in light due to reflections and refraction (Falchi *et al.*, 2016a).

Falchi *et al.* (2016a) notes that the view of the pristine sky begins to degrade when the brightness level exceeds 1.7 $\mu\text{cd}/\text{m}^2$. Above this brightness level, the visual impact from artificial lighting gradually increases, as described in Table 4-1.

Figure 4-2 shows the spatial distribution of light pollution in New Zealand, Australia and Indonesia.

Table 4-1 Types of visual impacts related to different levels of artificial sky brightness measured against natural brightness, which is set at 174 $\mu\text{cd}/\text{m}^2$.

Visual Experience	Colour on Figure 4-2	Artificial Brightness ($\mu\text{cd}/\text{M}^2$)	Ratio to Natural Night Light
Pristine sky	Black	<1.74	Less than 1%
Consider protection from future light increases	Grey	1.74-6.96	1-2%
Light pollution for astronomical purposes	Blues	6.96-55.7	8-32%
Parts of the night sky obscured, getting night glows	Greens	55.7-223	32-128%
Winter Milky Way no longer observable in winter	Yellow	223-445	128-256%
Milky Way not observable in any season	Orange	445-890	256-512%
Can start to see colours (both cones and rods active in human eyes) and the sky can look like permanent twilight	Red	890-1780	512-1020%
Increasing light and more and more features and colours visible 	Magenta	1780-3560	1020-2050%
	Pink	3560-7130	2050-4100%
	White	>7130 (0.077 Lux)	>4100%

These light levels are still considerably lower than can be experienced at midday on a summer's day in New Zealand. The light intensity would be expected to measure in the region of 5000-10,000 Lux, even in the shade or on an overcast day, and 80,000- 100,000 Lux in the full sun. In contrast, the average office has a Lux of <1000 (Gibson undated). Note that one Lumen is equivalent to 1,000,000 microcandela (μcd).




Figure 4-2 Map of artificial sky brightness for Australia, Indonesia, and New Zealand
The key to the colours is provided in Table 4-1. Colours other than black or grey indicate light pollution. Areas coloured red experience a permanent twilight. White, pink and magenta areas are the most light polluted.
(Source Falchi *et al.*, 2016a).

4.2 Light pollution in Lower Hutt District

Images from the Suomi National Polar-orbiting Partnership satellite from 2014 showed that nearly 74% of the land area in North Island and 93% of land in the South Island had night skies that were either pristine or degraded only near the horizon (also refer to Figure 4-2).

Despite the low level of light pollution in most areas, Lower Hutt District was the second-largest area in lower North Island with high night-sky brightness levels (890–1780 $\mu\text{cd}/\text{m}^2$). Light levels in the most urbanised part of Lower Hutt District, in a triangular area approximately between the western end of Petone, Seaview and Wingate, are such that it is no longer possible to view the Milky Way or many of the stars at night. Modelling shows that even in more rural areas, like Wainuiomata and along the coast, light emission from urban areas will obscure parts of the night sky and artificial light night glows will be visible (Figure 4-4).

These high light levels may pose a barrier for nocturnal avian species that fly between important native reserves such as the Belmont Regional Park, East Harbour Regional Park, Wainuiomata Scenic Reserve, Hayward Scenic Reserve and Korau Recreation Reserve. Light pollution also affects the lower 4km of the Te Awa Kairangi / Hutt River, which could affect aquatic species. Conversely, light pollution may attract some avian and aquatic species into areas that they would normally avoid (such as insects or fish attracted to light) (Figure 4-3).

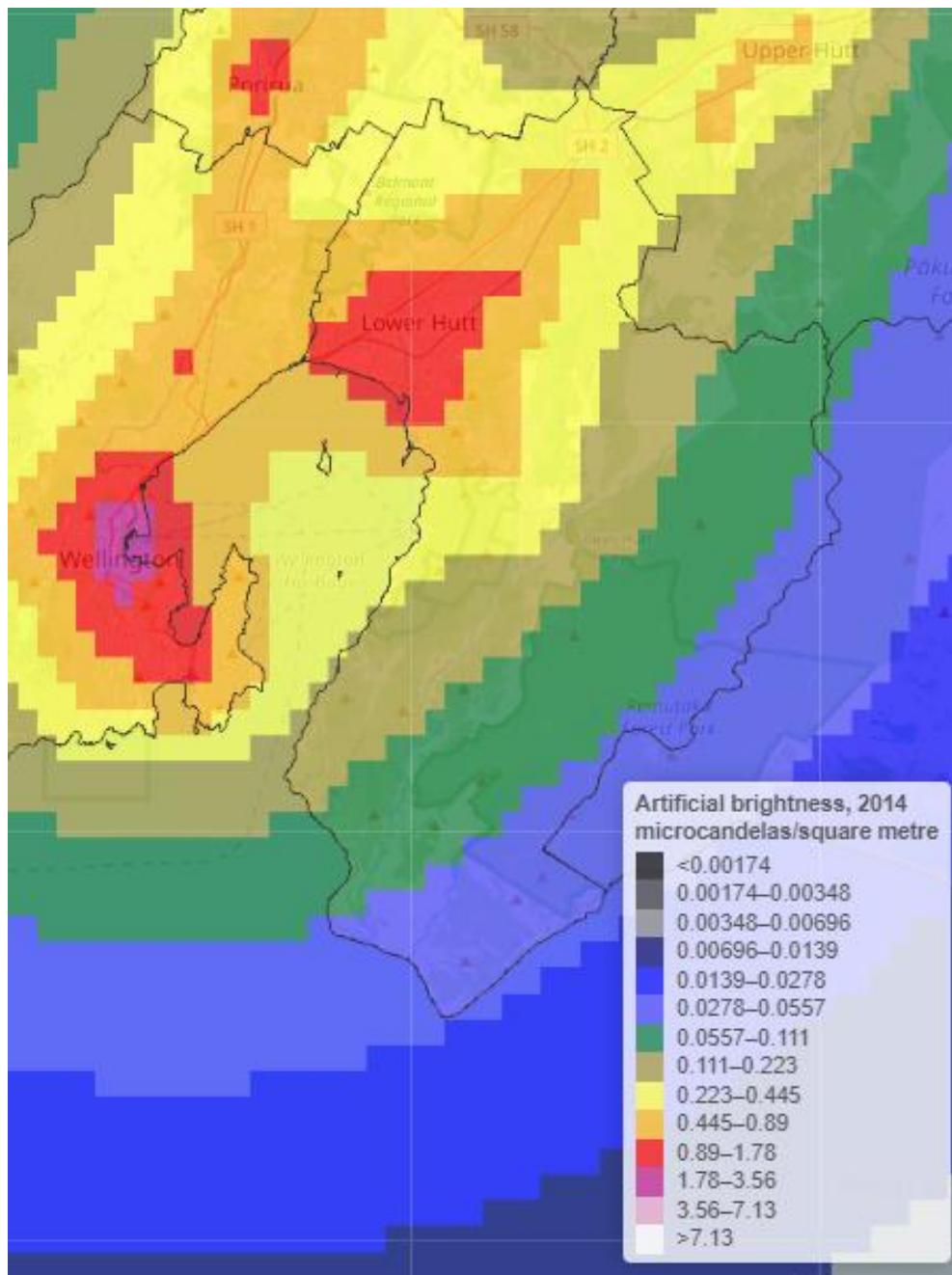


Figure 4-3 Artificial night sky radiance in the Lower Hutt District. Based on data from May, June, September, October, November, and December 2014 (Source: Falchi *et al.*, 2016b)

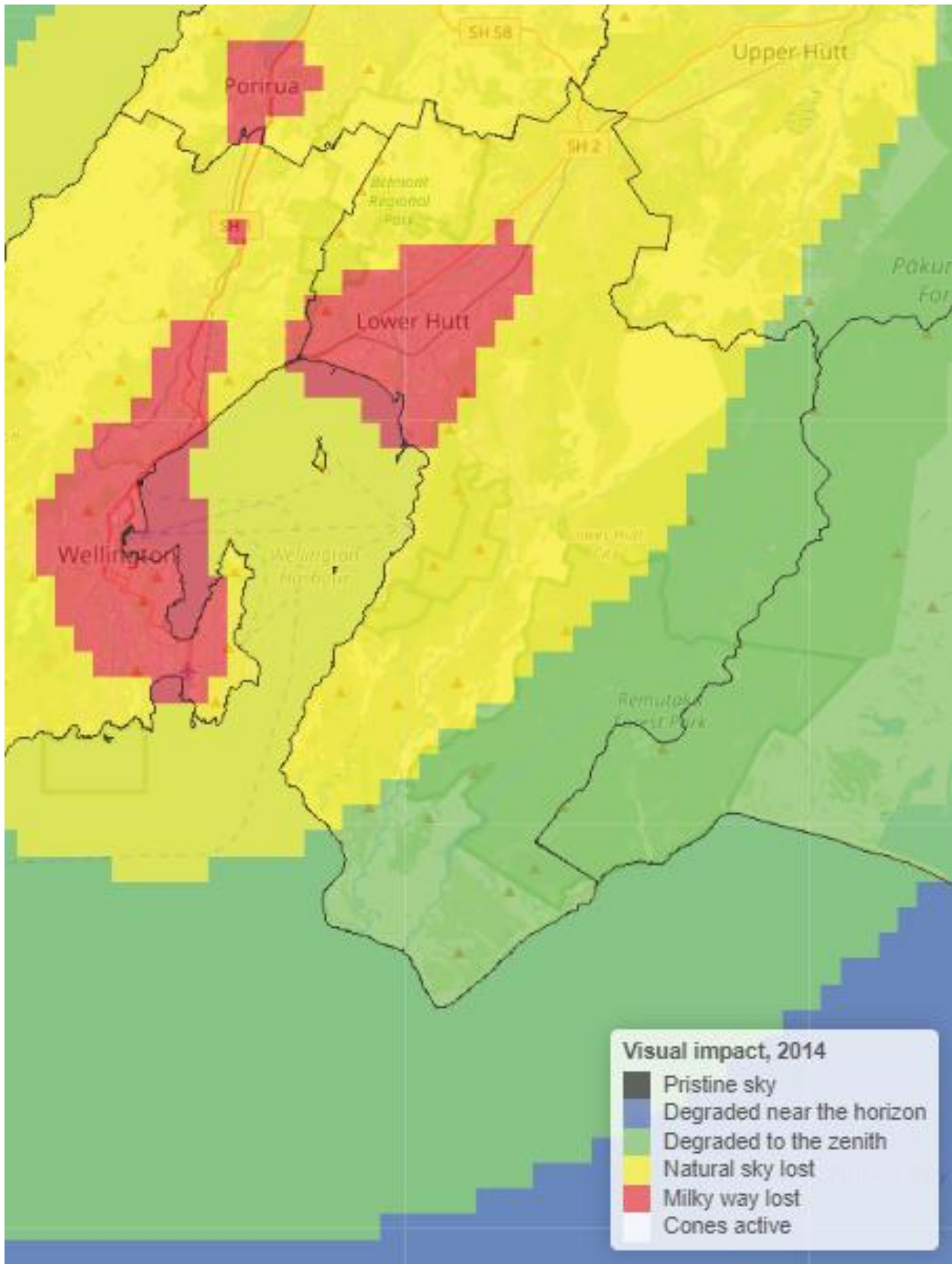


Figure 4-4 Visual impact of the light pollution in the Lower Hutt District. Based on data from May, June, September, October, November, and December 2014 (Source: Falchi *et al.*, 2016b)

5 Potential effects of light pollution on fauna

5.1 Perception of light by fauna

Campos (2017) showed that animals perceive light differently from humans. Most animals are sensitive to ultra-violet (UV)/violet/blue light. Some birds are sensitive to longer wavelengths in the yellow/orange range. Some reptiles can detect infra-red wavelengths. The sensitivity of wildlife to different light wavelengths is critical to assessing the potential effects of artificial light on wildlife (Figure 5-1).

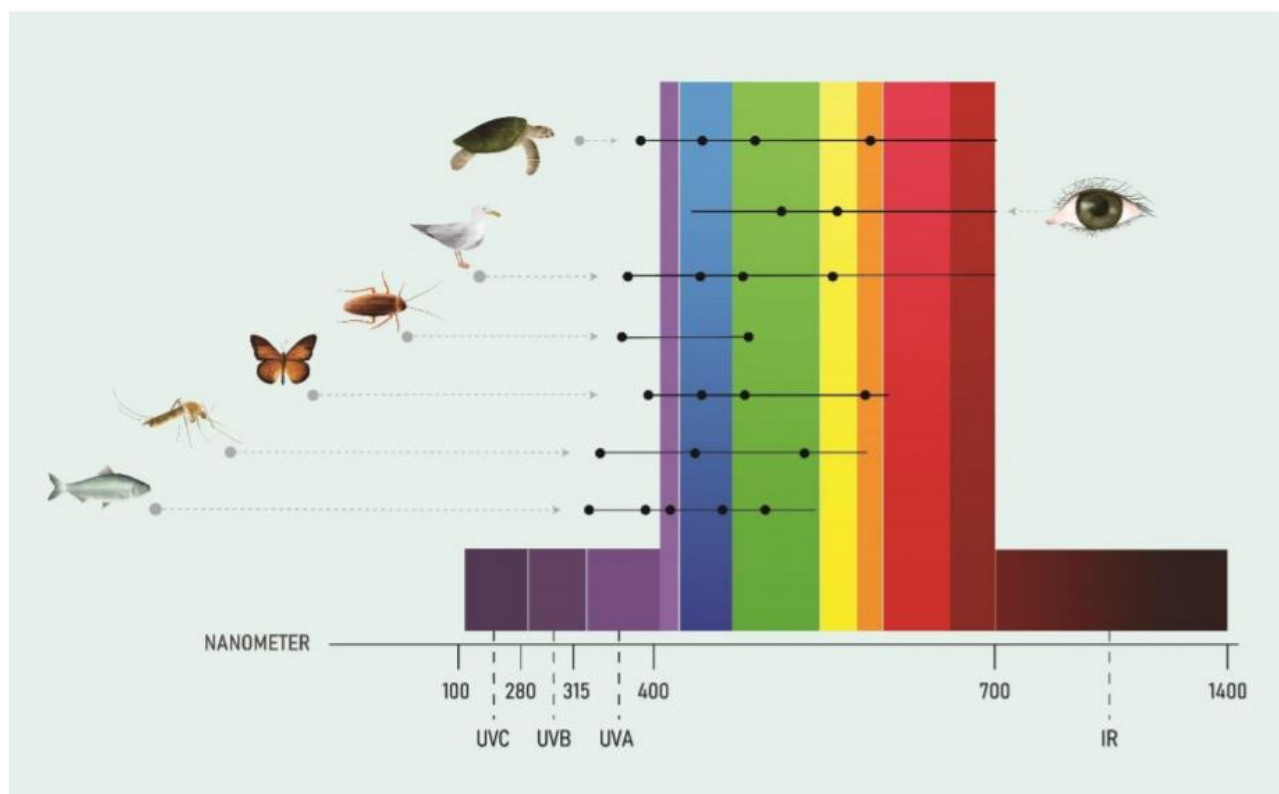


Figure 5-1 Humans and wildlife light wavelength perception ranges, shown by horizontal lines. Black dots indicate reported peak sensitivities. UVA, UVB and UVC denote Ultra Violet A, B, and C, respectively and IR refers to Infrared (Source: National Light Pollution Guidelines for Wildlife Including Marine Turtles, Seabirds and Migratory Shorebirds, Commonwealth of Australia, 2020)

5.2 Native birds

Fifty-eight species of native birds have been recorded from the Lower Hutt District, and over 40% of these are classified as Threatened or At-Risk (Robertson *et al.*, 2017). These birds inhabit a wide range of habitats, from native forests, river gravel beds, riparian margins, sandy and rocky shores, to offshore island. Some of these birds are international migrants, some migrate long distances within New Zealand, and many fly long distances to take advantage of seasonal food or breeding opportunities.

Of the 58 bird species recorded in the Lower Hutt District, 44 (76%) species disperse over varying distances. The rest of the species move through the landscape locally. Nearly half of the 58 species (25) are known to move about the landscape at night and could therefore be affected by light pollution (Table 1 in Appendix A).

The Australian Department of the Environment and Energy (DEE., 2020) found that lights can disorient flying birds, particularly during migration. Light pollution can hide their navigational aids (sun, moon and stars) and bright lights can attract birds causing them to divert from efficient migratory routes (death through exhaustion) or collide with infrastructure. This effect can be especially pronounced when visibility is poor, such as on foggy nights (APA, 2018). Attraction to artificial night lighting may result in other adverse effects to birds such as reducing fuel stores and delaying migration (Gauthreaux and Belser, 2006).

In Toronto, Canada, researchers found that many species of migratory birds travel at night and brightly-lit urban areas along their routes posed a serious threat. The birds become disoriented by the light and are drawn toward it. They then become trapped in the unfamiliar urban environment, which often results in the death of these birds when they fly into buildings¹¹.

Based on observations on oil platforms in the North Sea, Poot *et al.* (2019) suggested that birds could be attracted from up to 5 km with full lighting (30 kW). This study found that birds respond differently under field conditions to various colours of artificial light. The strongest reaction of migratory birds was to white and red light (long wavelength); there was a weaker reaction to green light (shorter wavelength); while the blue light (short wavelength) did not cause an observable effect on the birds' orientation during the study. Further, the birds apparently did not react to the infrared heat radiation > 680 nm. This led to the assumption that the visible (long wavelength) part of the spectrum (i.e. excluding the infrared part) causes the disorienting effect on migrating birds. The authors suggested developing bird-friendly lighting to reduce effects on nocturnally-migrating birds.

Dominoni *et al.* (2014) summarises some of the light effects on European birds which include extended hours of foraging activity of blackbirds (*Turdus merula*), earlier dawn chorus from songbirds, and earlier breeding of blue tits (*Cyanistes caeruleus*) and great tits (*Parus major*). In the laboratory, Dominoni *et al.* (2014) found that both the intensity of the light and the colour of the light affected bird activity, with more activity at greater light intensities. Green light at low light intensities caused less disturbance to daily activity patterns of blue tits compared to red or white light.

For many species, daylength is a cue to start breeding. Increased light can cause birds to nest much earlier (a month earlier in grasslands and wetlands, and up to 18 days earlier in forest environments in the USA) and this can cause a mismatch with food availability resulting in starvation. However, this effect may be offset by climate warming also advancing food availability (NASA, 2020).

Another study found increasing bird density closer to cities which raised concern regarding many birds congregating in a small area with limited resources, and higher mortality risks (cats, infrastructure collision). The increased bird density was detectable up to 200km from high light areas in the USA. This range may widen further due to increasing light pollution with the advent of LED lights, which are much brighter than the incandescent lights they replaced (APA, 2018).

In addition to behavioural changes, high intensity of artificial lights may cause blindness in birds by bleaching visual pigments (Verheijen, 1985). As a consequence of impaired vision, birds are less likely to identify visual details and there may be interference with the magnetic compass used by the birds during migration (Poot *et al.*, 2008).

5.2.1 Coastal and seabirds

Most of the coastal areas in the Lower Hutt District have been developed and include roads and industrial and urban precincts. These areas are lit up with artificial lights for all (or most) of the night and this could affect coastal and seabird species.

The Australian Department of the Environment and Energy (DEE, 2020) found that blue penguin (*Eudyptula minor*) had a high risk of being disoriented by artificial light along roads resulting in a greater likelihood of being killed by motor vehicles, especially during the fledgling period (McLaren, 2018). Fledgling seabirds may not be able to take their first flight if their nesting habitat never becomes dark. Migratory shorebirds could get lost or diverted from the optimal route, or use less preferable roosting sites to avoid lights or conversely may be exposed to increased predation where lighting makes them visible at night (DEE, 2020).

In New Zealand, Neal (2020) reported increased mortality of Westland petrel fledglings after the introduction of new LED street lights through Punakaiki. Seabirds may also starve as a result of disruption to foraging, hampering their ability to prepare for breeding or migration. High mortality of seabirds occurs through grounding of fledglings as a result of attraction to lights and through interaction with vessels at sea (DEE, 2020; Rodríguez *et al.*, 2017).

Migratory species including shorebirds are characterised by long life-spans and low reproductive success. As such, preserving the natural character of their breeding grounds remains highly important in the conservation of shorebird populations (Piersma and Baker, 2000). There is evidence that night-time lighting of migratory shorebird foraging areas may benefit the birds by allowing greater visual foraging opportunities (Santos *et*

¹¹ <https://www.toronto.ca/311/knowledgebase/kb/docs/articles/city-planning/Infrastructure-and-Development-Services/bird-friendly-development-guidelines-lights-out-program.html>

al., 2010). However, where nocturnal roosts are artificially illuminated, shorebirds may be displaced, potentially reducing their local abundance if the energetic cost to travel between suitable nocturnal roosts and foraging sites is too great (Dias *et al.*, 2006; Rogers *et al.*, 2006). Intermittent or flashing lights could flush out the shorebirds and force them to leave the area, especially if the light is persistent (DEE, 2020). Artificial lighting could also act as an ecological trap by drawing migratory shorebirds to foraging areas with increased predation risk (DEE, 2020; Colwell, 2010).

Further, artificial lighting affects daily activity pattern and habitat use of migratory birds, which are active during both day and night (Colwell, 2010). For instance, Dwyer *et al.* (2013) showed artificial light generated from a large industrial site significantly altered the foraging strategy of Common Redshanks within an estuary. The greater nocturnal illumination of the estuary from the industrial site allowed the birds to forage for extended periods using a visual foraging strategy, which was deemed a more effective foraging behaviour when compared to tactile foraging.

5.3 Native mammals

5.3.1 Bats

Long-tailed bats (*Chalinolobus tuberculatus*) are the only native terrestrial mammal recorded within the Lower Hutt District, and have a threat classification of Threatened-Nationally Vulnerable (O'Donnell *et al.*, 2018; Table 2 in Appendix A). Long-tailed bats emerge from roosts shortly after dusk and return to these, or find another roost, before dawn.

In Hamilton (New Zealand), lighting appears to form a barrier to use of habitat by long-tailed bats with no bats occurring past a brightly lit bridge over the Waikato River (Dekrout, 2009; Le Roux and Le Roux, 2012). Bat activity is also correlated negatively with street light density (Dekrout *et al.*, 2014). However, anecdotal reports suggest that at least occasionally long-tailed bats will forage around or above street lights (Connolly, 2013; Wildland Consultants, 2016; Smith *et al.*, 2017).

Smith *et al.* (2017) looked at effects of land transport activities on bats in New Zealand, including the effects of light. They noted that orientation and movements through the landscape may be compromised for nocturnal species such as long-tailed bats due to light pollution. This could lead to injuries and mortality from collisions, including with moving vehicles, and increased exposure to predation.

Straka *et al.* (2019) showed that dense tree cover reduces the negative effect of street lamps (without UV) for urban wildlife fauna such as open-space foraging bats. Improving green cover has been suggested as a practical solution to minimising light pollution in urban areas.

For many bat species, daylength regulates their reproductive cycles and feeding behaviour. Photophobic species such as bats may be deterred from normal commuting behaviours by increased artificial light levels.

Kuijper *et al.* (2008) compared the commuting behaviour of pond bats (*Myotis dasycneme*) under dark and illuminated conditions. They found that artificial lights reduced the number of 'feeding buzzes' of bats (characteristic echolocation sounds produced when attacking prey) by 60% despite increased insect abundance beneath the lights. They also found that bats diverted from their normal commuting route, even at relatively low illumination levels.

Bristol University's 'Bats and Lighting' project (Stone *et al.*, 2009) showed that slow-flying bats significantly reduced the normal use of hedgerows, and delayed their regular activities, under the influence of high-pressure sodium lights compared to unlit hedgerows. These behavioural changes are likely to have two effects on the long-term health of bats: (i) changing the flying-paths results in increased energy demands; and (ii) reduced foraging time due to altered commuting behaviour and delayed emergence from the roosts to the feeding sites. Similarly, LED and metal halide street lights also had a negative effect on the flight and feeding on slow-flying bats, while there was no significant observable effect on those behaviours of the fast-flying bat species.

More light-tolerant bats may be attracted to the aggregations of insect prey around white street lights (Blake *et al.*, 1994; Rydell and Racey, 1995). This can put them at greater risk of collision with moving vehicles.

In summary, artificial illumination in urban areas may create a barrier for bats, and change how they move through and use the landscape. This in turn can result in reduced population density of bats and increased vulnerability to collision impacts.

5.3.2 Sea mammals

Two species of marine mammals: New Zealand fur seal (*Arctocephalus forsteri*) and leopard seal (*Hydrurga leptonyx*; At Risk-Naturally Uncommon; Baker *et al.*, 2019) have also been reported on the coast of Lower Hutt District (Table 2 in Appendix A). Both of these mammalian species are active during the night.

Little information could be found on the effects of light pollution on these species. There is information that light pollution affects their prey which may in turn affect how much energy fur seals and leopard seals need to expend while hunting. Berge *et al.* (2020) found that the normal working-light from a ship may disrupt fish and zooplankton behaviour down to a depth of at least 200 m across an area of >0.125 km² around the ship. Lights along the shore could have a similar effect.

Coastal light may also change where these species choose to come ashore and rest, and the location of breeding rookeries.

5.4 Lizards

Twelve lizard species have been recorded within Lower Hutt District, of which 9 (75%) are classified as 'Threatened' or 'At-Risk' (Hitchmough, 2016). Five of the 12 lizard species are predominantly nocturnal while the rest are active during the day, at dusk or dawn. Lizards occupy a wide range of habitat including forest, scrub, rocky areas and scree slopes, native and introduced plant species along the coast, in lowland and upland areas, urban gardens and pasture (Table 3 in Appendix A).

Because lizard species can occur within and very close to urban areas they will be subject to artificial light effects.

Gibson (undated) identifies that light is extremely important for keeping lizards in captivity, even for so-called nocturnal species, and that the quantity and quality can affect their activity, behaviour (including appetite and reproduction) and health. Lizards need a lot of light, up to 100 times the light available in an office room (on average >1,000 Lux). Lights need to produce natural 'daylight' wavelengths (approximately 5500 Kelvin). Specialist reptile lamps are designed to emit significant quantities of UVA (400–320 nm wavelength) and UVB (320–280 nm), to promote good health and appetite in reptiles and may enhance colour and vision, since many reptiles see UV wavelengths.

Perry *et al.* (2008) reported a lack of literature, experiment or records of systematic observational data for understanding the light pollution effects on lizards. This is slowly changing.

Taylor (2020) noted significant changes in lizard behaviour and physiology due to artificial light at night in an experimental study of urban wild-caught green anole lizard (*Anolis carolinensis*) in Texas. The lizards increased their foraging activity, while reducing their sleep. There was a difference in foraging activity between male and female lizards, with the former being more active and the latter less active. This may result in less interaction between the sexes resulting in decreased social communication and reproduction rates. Physiological changes included increased testes mass in males.

Brown anole lizards (*Anolis sagrei*), an abundant and invasive urban exploiter, showed increased growth and earlier egg-laying when exposed to increased artificial night lighting in the laboratory, compared to their natural state. Green anoles (*Anolis carolinensis*) had a similar response, but this may have been due to increased temperatures. Increased growth rates and reproductive output has the potential to increase competition with native lizard species in Miami, USA (Thawley and Kolbe, 2020).

In New Zealand we have one invasive lizard species that has become very abundant in some urban areas, the plague (rainbow) skink (*Lampropholis delicata*). Its main impacts are thought to be competition for resources with native lizards, the potential of disease transmission, and, because it is so abundant, sustaining higher predator densities. This species is not known to have established in the Greater Wellington Region as yet, but they are extremely good stowaways. It is not known how plague skinks react to increased light at night, and if they will pose a similar problem to the anole species in America.

New Zealand studies have shown that street lights result in increased gathering of nocturnal insects (Schofield, 2020; Pawson and Bader, 2014). Increased insect densities may attract lizards resulting in a greater risk of predation by mice (*Mus musculus*), rats (*Rattus* sp.), cats (*Felis catus*) and shorebirds (Towns and Elliot, 1996), and potentially also increased risk of being run over by vehicles.

Similarly to other species, bright night lighting may negatively affect the circadian (day-night) rhythm of lizard species, especially nocturnal species such as Pacific gecko (*Dactylocnemis pacificus*) and common gecko (*Woodworthia maculata*).

5.5 Invertebrates

Nine-hundred and thirty-seven taxa (973 species) of insects in 21 different orders were reported within Lower Hutt District. The main insect orders are Lepidoptera (butterflies and moths), Coleoptera (beetles) and Diptera (true flies such as horse-flies, crane flies and hoverflies) with 297, 200 and 160 different taxa reported respectively (Table 4 in Appendix A).

Because there are so many different species in this taxonomic group the potential for negative effects of artificial light pollution are greater than for any other group. Additionally, many orders also have very advanced visual senses (Desouhant *et al.*, 2019). For instance, the visual perception in some species of butterflies and Hymenoptera (sawflies, wasps, bees and ants) is among the broadest of all animals, with visual perception ranging between IR (< 300nm) and UV (> 700nm) (Briscoe and Chittka, 2001). This means that these species are likely to be affected by any type of artificial light that assists human vision (Owens *et al.*, 2020).

Owens *et al.* (2020) concluded that artificial lighting is a significant driver of insect declines through impacts on the development, movement, foraging, and reproductive success of insects, and increased predation.

Because of the high sensitivity to light, artificial light often affects the dispersal of nocturnal insects. In New Zealand, studies of aquatic invertebrates have shown that the shorter light wavelengths of light (UV, blue, green) are more visible to adult insects than longer wavelengths (yellow, orange, red). Freshwater adult insects are more attracted to cooler white LEDs (6500 K) that have a greater peak in intensity of blue light than warmer colour temperatures (3000 K). There was a 48% increase in insects trapping success by LED in comparison to the number of insects attracted to traditional high-pressure sodium lights (Schofield, 2020).

Because of the broad wavelength spectrum of LEDs simulating daylight (with a peak in blue), they attract a larger range of insect species including moths, butterflies and true flies, than conventional lamps, such as high-pressure sodium or metal halide (Royal Society of New Zealand, 2018; Pawson and Bader, 2013; van Langevelde *et al.*, 2011). LED lights are recommended for use with insect traps as the light is very bright, attractive to a wide range of insect orders, energy efficient and compact (Pawson and Bader, 2014). In contrast, van Grunsven *et al.* (2014) showed that caddisflies are more attracted to traditional mercury vapour light sources than LED lights (Figure 5-2).

Therefore, when determining the type of light source to be used careful consideration should be given to the location of nearby habitat and the relative importance of the fauna likely to be impacted by artificial lighting.

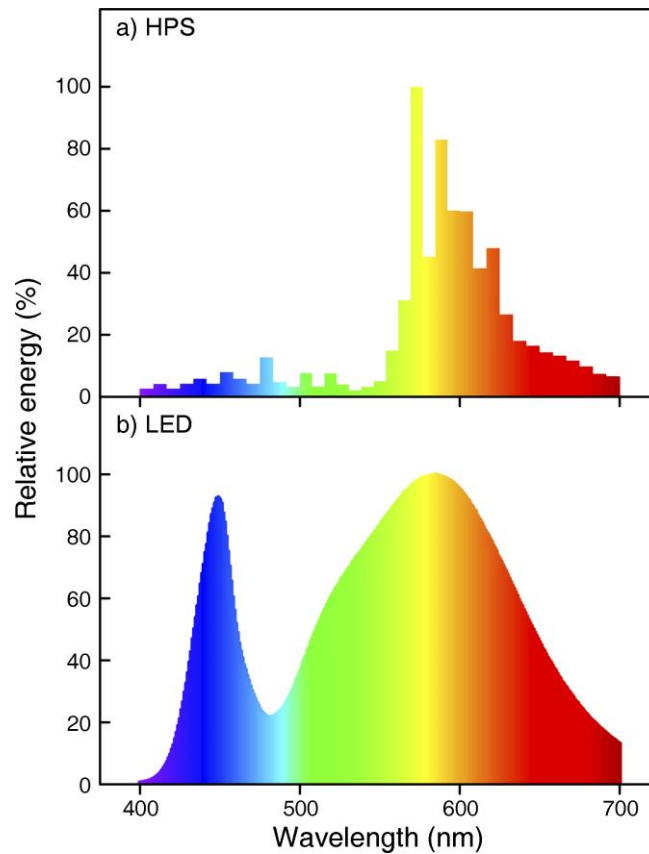


Figure 5-2 Relationships between relative energy and wavelengths emitted by two different light sources. (a) High-Pressure Sodium (HPS) lamp; and (b) Light Emitting Diode (LED) bulbs used for illuminating streets at night (Source: Pawson and Bader 2014)

Studies have shown that the effect of artificial lighting is more prominent within small spatial scales (Figure 5-3). For instance, single 70-W high-pressure sodium lamp attracts insects within a 20m radius of the light source (Degen *et al.*, 2016; Merckx & Slade, 2014). However, the effective distance of an artificial light from its source may vary between 10m and 27m depending the type of light source and the insect taxa attracted by the light (Merckx & Slade, 2014).

Degen *et al.* (2016) showed that street lights limit moth dispersal, and that they impact male and female moths equally. As a consequence, public lighting might divide landscapes occupied by insects into many small habitats. Artificial lighting near hedges and bushes or field margins reduces the quality of these important habitat structures and affects moth movement between habitat patches.

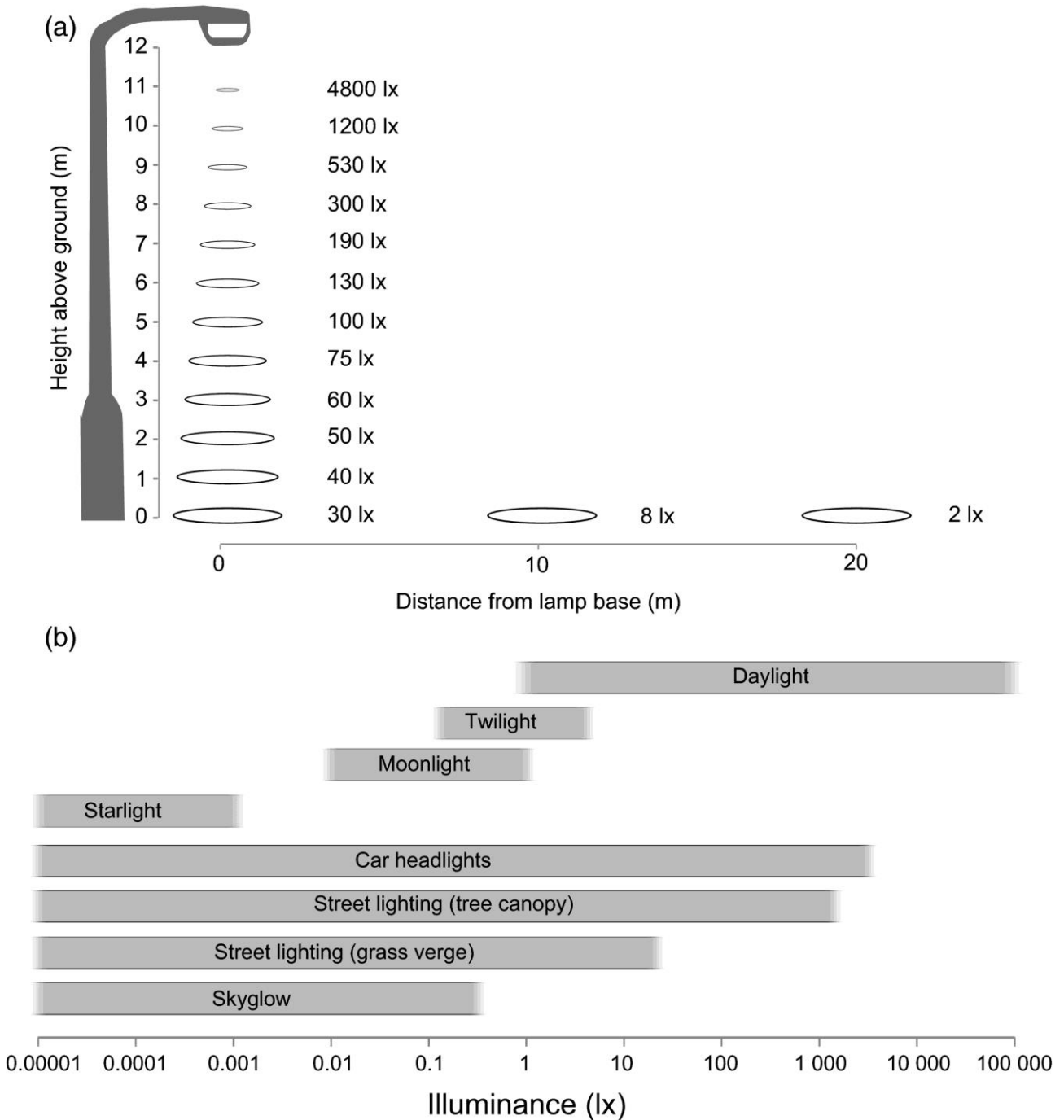


Figure 5-3 Effective distances of street light.
 (a) Illumination measured in the horizontal plane from a typical street light (Phillips Cosmopolis, metal halide lamp). The intensity of light decays rapidly with distance to the lamp.
 (b) comparison of measured illuminance from natural sources of light to artificial light sources – axis is on a logarithmic scale, and bars present approximate ranges based on field measurements
 (Source: Bennie *et al.*, 2016)

On larger (landscape) scales, artificial lights have significant effects on the orientation of dung beetles (*Scarabaeus satyrus*), which use the Milky Way for orientation. Dacke *et al.* (2013) described that dung beetles transport their dung balls along straight paths under a starlit sky, and they are disoriented when the Milky Way is not visible. View of the Milky Way can be lost under relatively low light pollution levels (refer to Table 4-1 and Figure 5-3).

It is essential for aquatic insects to be able to disperse across the landscape to colonise newly available or restored habitat, and to move between aquatic and terrestrial habitats in riparian areas. Artificial lights can have a severe negative effect over these large spatial scales for both colonising flights (Perkin *et al.*, 2014) and in riparian areas (Manfrin *et al.*, 2017; Meyer and Sullivan, 2013).

van Langevelde *et al.* (2017) reported that moths that were exposed to artificial lights reduced their feeding time by 58% - 82%, and also had reduced probability of starting to feed. Males of New Zealand weta (*Hemideina thoracica*) are observed less frequently at illuminated sites, compared to those were unlit, particularly under the full moon (Farnworth *et al.*, 2018). Although the avoidance of illuminated sites by weta is likely an anti-predator response, the study suggested that it may affect other activities, such as feeding or mating.

Desouhant *et al.* (2019) argued that artificial lights reduce the efficiency of the bioluminescent signals (light flash against a dark backdrop vs light flash against an artificially lit backdrop). Therefore, the mating of species such as fireflies, and the feeding success of glow-worms, is likely to be negatively affected by light pollution. Firebaugh and Haynes (2016) experimentally described that the addition of artificial night lighting modifies the abundances and total flashing activity of fireflies. This in turn altered the courtship behaviour and mating between tethered females and free-flying males. Light pollution reduced flashing activity in a dark-active firefly species (*Photuris versicolor*), by about 70% as well as courtship behaviour and mating success in twilight-active species, such as *Photinus pyralis* (Owens *et al.*, 2018; Firebaugh and Haynes, 2016).

Fruit flies (*Drosophila melanogaster*) are a diurnal (day-active) species. McLay *et al.* (2017) could show that ovipositing (i.e. laying at least one egg) and the number of eggs laid per female was reduced by 20% with exposure to low-intensity artificial light. For some invertebrate species artificial lights resulted in prolonged development times or premature emergence of larvae from eggs reducing development success (Moreau *et al.*, 2017; van Geffen *et al.*, 2014; Thakurdas *et al.*, 2009). Immunity of insects to disease may also be affected by artificial lighting (Durrant *et al.*, 2015).

Artificial light induced physiological effects have been observed in adult insects and are mainly related to the disruption of melatonin synthesis, which is a key hormone responsible for overall circadian regulation (Gaston *et al.*, 2015). Melatonin (N-acetyl-5-methoxy-tryptamine) is mainly found in the head, eyes, optic lobe, and brain of insects (Hardeland and Poeggeler, 2003; Vivien-Roels and Pévet, 1993). In most insect species, melatonin is synthesised and released in darkness and suppressed at the presence of daylight (Hardeland & Poeggeler, 2003; Bembenek *et al.*, 2005; Subala and Shivakumar, 2018). However, this pattern can be more complex in species such as the honey bee (*Apis mellifera*), which has several peaks of circulating melatonin at the beginning and end of the night (Yang *et al.*, 2007). Disruption to melatonin synthesis is likely to affect several postembryonic processes such as moulting or metamorphosis, which may lead to immature growth of insects (Desouhant *et al.*, 2019; Richter *et al.*, 2000).

There is a large amount of scientific literature on negative consequences of artificial and night lighting on insect biology and behaviour. This is in part due to the fact that this is a very large and diverse group of species. Most of the studies described above were undertaken in laboratory settings, further studies are required to confirm whether there are, and the magnitude of, any widespread ecological, social and economic effects of artificial lighting on insects. The high level of light pollution in the Lower Hutt District, including loss of the view of the Milky Way in urbanised areas, is likely to be adversely affecting the diversity and abundance of insects and may also result in reduced abundance of insect predators.

5.6 Freshwater fish

Seventeen native freshwater fish native species have been reported within the Lower Hutt District of which nine of which (53%) have been classified as Threatened or At-Risk (Dunn *et al.*, 2018). Twelve of the freshwater species are migratory but spend most of their lifetime in freshwater habitats. Ten of the migratory species are either catadromous (freshwater fish that spawn at sea) or amphidromous (freshwater fish migrate between sea and rivers but generally breed in freshwater) (McDowall, 1997). All of the reported freshwater fish species are mainly active at night, but some species such as longfin eel (*Anguilla dieffenbachii*) and common bully (*Gobiomorphus cotidianus*) can also be active during the day (author's observation) (Table 5 in Appendix A).

Cullen and McCarthy (2000) reported that silver eels (*Anguilla anguilla*) were clearly deflected by artificial light during their migration the lower River Shannon in Ireland. New Zealand eels also show similar responses to artificial light. This deflecting behaviour has been clearly observed during spotlighting events for both longfin and shortfin eels (author's observation). This light avoidance behaviour is likely to affect the distribution of eels in waterways with less suitable habitat in areas of high illumination. Particularly intense illuminations on bridges may act as a barrier to the upstream and downstream movement and migration of eels.

Avoidance of artificial light is also demonstrated by most of the other native freshwater fish species because these species are nocturnal (author's observation; McDowall, 1990). Artificial light is likely to restrict many of their activities, including feeding, and moving through the waterways.

Kurvers *et al.* (2018) showed that guppies (*Poecilia reticulata*) emerge faster from their refuge and spend relatively more time in brightly illuminated areas than unlit areas. Guppies have been found in urban streams in New Zealand. As such, it is likely that light pollution in urban streams results in more favourable habitat for exotic fish than native species, resulting in a shift in the composition of urban stream fauna.

In a study on the effects of artificial light on the fish community in Bushmans Estuary, South Africa, Becker *et al.* (2013) found that artificial light benefited predatory fish (piscivores) by attracting and concentrating fish and also benefited predators that hunt by sight. More successful fish predation has the potential to reduce the stocks of prey fish populations within urban estuarine and coastal waters. New Zealand estuaries are significant spawning habitats of amphidromous fish. Artificial illumination at estuaries and along the coast may increase the vulnerability of juvenile amphidromous fish to marine predators. The study recommended that lighting should be minimised around coastal infrastructure and the use of red lights, which have limited penetration through water.

Brüning *et al.* (2016 and 2018) have shown that artificial night-lights have significant impacts on fish physiology. They studied melatonin excretion in European perch (*Perca fluviatilis*) and in roach (*Rutilus rutilus*), under different wavelengths during the night (blue, green, and red) and also at different light intensities. Their findings showed that artificial lighting causes significant decreases of melatonin levels regardless of the colour of light, with blue light resulting in the least effect. The results of these studies also showed that melatonin concentrations in fish drop significantly under nocturnal white light even at light intensities as low as 1 lux. There was also evidence that artificial light could adversely affect reproductive hormone production in female perch. These studies suggest that light pollution not only has the potential to disturb the melatonin cycle but also the reproductive rhythm, and may therefore have implications on whole species communities.

5.7 Ecosystem scale effects

Secondi (2020) described that cloud cover extends the effect of artificial illumination further away from urban areas through reflection and refraction. Extended effects of light pollution may lead to changes in semi-urban and rural ecosystems, including on primary production, species distribution patterns, trophic interactions and local biodiversity. Thus, this next section briefly discusses light pollution effects from the ecosystem perspective.

5.7.1 Primary production

Plant communities play an important role in the ecosystem as primary producers. Bennie *et al.* (2016) described that prolonged exposure to artificial light is likely to induce early budburst (emergence of leaves), retention of leaves on deciduous plants and increased flowering. In addition, plants may potentially be adversely affected by the reduced darkness that is crucial for repair and recovery from environmental stresses in particular in the urban areas.

In lake ecosystems worldwide, artificial light has contributed to increasing the relative biomass of blue-green algae and submerged macrophyte leading to eutrophication (Xu *et al.*, 2019; Smith, 2013). Similarly, Gregory (1980) reported that additional light increases colonisation of algae, gross primary production, net community primary production, community respiration, production /respiration ratios and altered community structure of diatoms, in stream ecosystems.

5.7.2 Species distribution

The effect of artificial light at night potentially impacts species distribution patterns at local scales, as well as over large spatial areas. The effect of light pollution at local scale was evident in the distribution of isopods (*Tylos spinulosus*) living in sandy beaches of north-central Chile. Isopods burrow in the sand during daylight and emerge at night to migrate down-shore. Field observations showed that the isopod abundance significantly decreases near light sources, restricting their tidal distribution range (Duarte *et al.*, 2019). In addition, attraction of flying insects to light sources (Schofield, 2020; Pawson and Bader, 2014) and repulsive effect of bright lights on shorebirds (DEE, 2020) also showed the effect of artificial lights on species distribution at small spatial scales.

Distribution of birds have been affected by artificial illumination at large spatial scales as well. Cabrera-Cruz *et al.* (2020) found evidence showing broad-scale avoidance of bright areas by migratory birds during

stopover. Another study found that shorebirds avoided their usual nocturnal habitats, and roosted further inland, due to artificial illumination in coastal areas (Dias *et al.*, 2006; Rogers *et al.*, 2006).

Bliss-Ketchum *et al.* (2016) explained that artificial lighting is likely a barrier to the movement of wildlife. Weekly observations, looking at footprint tracks in sand, found that Columbia black-tailed deer (*Odocoileus hemionus columbianus*), deer mouse (*Peromyscus maniculatus*) and opossum (*Didelphis virginiana*) were less likely to use under-road passage bridges in Portland, USA if these were brightly lit. This suggests that artificial lights at night can cause potential habitat fragmentation for some wildlife in urban areas.

Illuminated areas may lead to disorientations in flight paths of nocturnal species such as long-tailed bats (*Chalinolobus tuberculatus*) and in the migratory paths of the freshwater fish (Smith *et al.*, 2017; Cullen and McCarthy, 2000). Overall, the impact of artificial lights at night has become a potential impediment to both short-term and long-term natural dispersal of urban wildlife, and could result in changes in their ecosystem-wide distribution.

5.7.3 Trophic relationships

Food webs model important ecosystems functions including energy transfer and nutrient cycling. A simple food web is shown in Figure 5-4.

Impacts on one species have the potential affect multiple species within the food web. For example, reduced plant growth can lead to starvation of all the animal species connected to this particular food web. Reduction in the population of the top predator can result in more pest animals and damage to food crops. These large effects are known as trophic cascades.

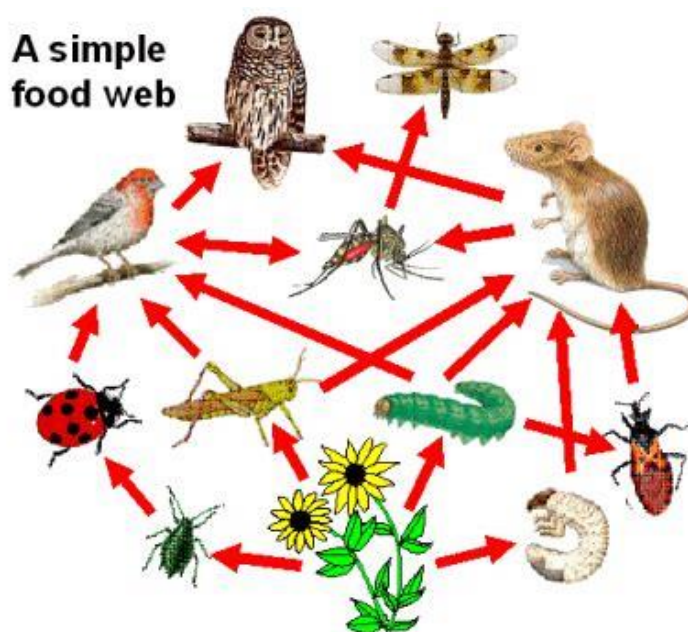


Figure 5-4 Example of a simple food web

Bennie *et al.* (2016) used monochromatic amber light at night, which has a similar effect to that of low-pressure sodium vapour (LPS) street lighting, in an experiment with lotus (*Lotus pedunculatus*) and pea aphids (*Acyrtosiphon pisum*). Low intensity light significantly suppressed the flowering of lotus in spring and early-summer, leading to a seasonal reduction in the density of pea aphids. This experiment suggested that light pollution potentially causes a negative effect on the pollinators via suppressing the physiology of their host plants.

Knop *et al.* (2017) looked at nocturnal pollinators and plant reproductive success. They found that there was a 62% reduction in pollinator visits to plant communities, compared to dark areas. This resulted in a 13% reduction in the yield of fruit, regardless of the pollinator visits during the day time. Less fruit can lead to less food availability and fewer plants in the future.

Parkinson *et al.* (2020) conducted a 2-year field study to investigate the impact of light pollution on freshwater-terrestrial food webs by installing streetlights in a historically unlit riparian area adjacent to an

agricultural drainage ditch. The study compared the abundance and community composition of emerging aquatic insects, flying insects, and ground-dwelling arthropods against a dark control site. Study results showed that abundance of several night-active ground-dwelling predators (*Pachygnatha clercki*, *Trochosa* sp., Opiliones) increased under artificial light at night and their activity was extended into the day. Conversely, the abundance of nocturnal ground beetles (Carabidae) decreased under the influence of light at night. The changes in composition of riparian predator and scavenger communities have potential to cascade through the riparian food web, including links between aquatic and terrestrial domains. This effect is likely to increase due to the increasing numbers of streetlights that are installed along shorelines of freshwater habitats.

The New Zealand freshwater fish communities are largely insectivorous (McDowall, 1990). As such, changes in the abundance of insects will affect these species. Caddisflies is the largest order of benthic macroinvertebrates found in urban streams (Collier and Winterbourn, 2000). Schofield (2020) showed that large numbers of caddisflies were attracted to artificial lights and that these short-living adult insects may not return to the streams for mating as a consequence of predation or disorientation (Schofield, 2020; Pawson and Bader, 2014). This will lead to a shortage in food supply to freshwater fish (Collier and Winterbourn, 2000). The effect of light was shown to extend about 50 metres from the source (Schofield, 2020).

5.7.4 Biodiversity

Light pollution related effects may have temporary or long-term consequences for biodiversity at varying spatial scales from individual habitats to ecosystems. The local diversity of species and the health of those species will differ according to how species react to increased artificial light. Gaston and Bennie (2014) predicted that illuminated areas would have reduced animal populations compared to darker areas, potentially resulting a loss of local biodiversity in more urban areas. The barrier effect of artificial light at night may also isolate populations, impacting on their genetic diversity, susceptibility to disease, and access to resources (Bliss-Ketchum *et al.*, 2016). In contrast, temporary increases in local species diversity can occur near illuminated areas because of light-loving flying-insects and fish (Pawson and Bader, 2013).

The long-term effects of light pollution on biodiversity are more widespread and complex than the temporary effects. For instance, light pollution related physiological impacts such as the impaired reproductive success may lead to the population decline and eventual local extinctions (Robert *et al.*, 2015). Artificial illumination potentially drives hormonal defects such as melatonin synthesis failure, which negatively impacts embryonic development, growth regulation and immunity resulting in reduced health of the affected fauna (Durrant *et al.*, 2015; Gaston *et al.*, 2015). Compromised health of fauna consequently would result in population declines and could result in extinction of species over time.

Impacts of light pollution also occur at community level such as the suppression of pollinator insects and ecosystem-wide consequences including eutrophication of water bodies (Xu *et al.*, 2019; Knop *et al.*, 2017). Increased artificial light can negatively affect the diversity of native urban fauna, and also favour light pollution tolerant invasive species.

Stone *et al.* (2012) explained that artificial lighting is a key biodiversity threat, while producing 1,900 million tonnes of CO₂ emissions globally, which is more than three times of that produced by aviation. However, the need to meet climate change targets has led to a global increase in energy-efficient light sources such as high-brightness light-emitting diodes (LEDs). Despite the energetic benefits of LEDs, their ecological impacts have not been tested adequately. Therefore, further research remains an essential element in mitigating the adverse effects of artificial night lighting on urban wildlife fauna and their ecosystems.

6 Knowledge gaps and future research

It was not possible within the scope of this project, to undertake exhaustive literature reviews for all species known to occur in the Lower Hutt District. Little is known about the actual effects of outdoor lighting on native New Zealand fauna, and in many instances, it was difficult to find information on related overseas species. It may be possible that further desktop investigations of the photobiological effects on species related to New Zealand species may identify other positive or adverse effects. However, many species are unique to New Zealand and their behaviour may or may not be similar to that noted for overseas species.

Although the body of work on photobiological effects on fauna is increasing there are still many areas where there is a lack of scientific research which poses a major limitation in understanding, controlling and

mitigating the adverse ecological effects of light pollution. This section briefly outlines the aspects that require further research.

The following knowledge gaps and potential research avenues on the effects of light pollution on urban wildlife in New Zealand were identified:

- > Information on how particular native species respond to artificial light at night. There are many species that could be studied, but initially the focus could be on:
 - Native bats - are they adversely affected by night lighting and do they require dark corridors to move around the landscape?
 - Kiwi – will night lighting deter kiwi from entering urban areas. How will this affect kiwi spreading out from the Orongorongo Valley?
 - Shore and sea birds – can lighting in the coastal area be improved to provide better coastal habitat?
 - Migratory fish – is lighting near waterways an impediment to native fish feeding and migration? How can lighting be modified to reduce such effects?
 - Native invertebrate pollinators – what are the key nocturnal pollinators and are they adversely affected by night lighting? In turn how does this affect the plant species that rely on these pollinators?
 - Lizards – are native lizard species (nocturnal and diurnal) adversely affected by artificial lighting on their habitats?
- > How does artificial light at night affect native plants, and plant cycles? Impacts on native plants will affect native fauna in turn,
- > Which types of lighting have the least adverse effects on fauna and how to resolve the issue if different colours of lighting result in opposing effects for different species (e.g. blue light more attractive for invertebrates but possibly not attractive for birds)
- > Confirm whether the effects of specific light sources (e.g. LED) on urban wildlife are similar for New Zealand native species as for their overseas counterparts.
- > The effect of artificial night life on stream habitats including the interactions between in-stream, riparian and dry-land fauna.
- > How does light pollution affect how and when fauna move through the landscape?
- > Behavioural changes in common native species, such as tui and bellbird. Do they start singing earlier under artificial light than in darker areas, do they start nesting earlier and/or have a longer nesting season?
- > How far does artificial lighting penetrate into forest margins and riparian areas?
- > Potential technological and engineering solutions to minimise the impact of artificial light on urban wildlife.
- > How to best increase public awareness and participation in preventing light pollution.
- > Policies for controlling and preventing light pollution.

7 Light management options

Provision of lighting at night will always need to balance the adverse effects on fauna and ecosystems with human safety. Reducing adverse effects of night lighting on fauna will most likely require a mix of district wide applicable methods (e.g. minimising upward light shine) and specific requirements for special areas (e.g. fauna rich areas). This section summarises some potential light management options.

7.1 Lighting objectives and best practice guidelines

The Australian National Light Pollution Guidelines for Wildlife (DEE 2020)¹² sets out lighting objectives and best practice guidelines to help reduce sky glow and minimise the effects of artificial light on wildlife (reproduced in full in Appendix B).

The objectives are as follows:

- > At the outset of a lighting design process, the purpose of artificial lighting should be clearly stated and consideration should be given as to whether it is required at all.
- > Exterior lighting for public, commercial or industrial applications is typically designed to provide a safe working environment. It may also be required to provide for human amenity or commerce. Conversely, areas of darkness, seasonal management of artificial light, or minimised sky glow may be necessary for wildlife protection, astronomy or dark sky tourism.
- > Lighting objectives will need to consider the regulatory requirements and the standards relevant to the activity, location and wildlife present.
- > Objectives should be described in terms of specific locations and times for which artificial light is necessary. Consideration should be given to whether colour differentiation is required and if some areas should remain dark – either to contrast with lit areas or to avoid light spill. Where relevant, wildlife requirements should form part of the lighting objectives.
- > A lighting installation will be deemed a success if it meets the lighting objectives (including wildlife needs) and areas of interest can be seen by humans clearly, easily, safely and without discomfort.
- > The following provides general principles for lighting that will benefit the environment, local wildlife and reduce energy costs.

Best Practice lighting guidelines

Natural darkness has conservation value in the same way as clean water, air and soil and should be protected through good quality lighting design.

Simple management principles can be used to reduce light pollution, including:

- 1. Start with natural darkness and only add light for specific purposes.**
- 2. Use adaptive light controls to manage light timing, intensity and colour.**
- 3. Light only the object or area intended – keep lights close to the ground, directed and shielded to avoid light spill.**
- 4. Use the lowest intensity lighting appropriate for the task.**
- 5. Use non-reflective, dark-coloured surfaces.**
- 6. Use lights with reduced or filtered blue, violet and ultra-violet wavelengths.**

Appendix B includes examples of lighting placement and further details on the best practice guidelines.

¹² <https://environment.gov.au/biodiversity/publications/national-light-pollution-guidelines-wildlife>

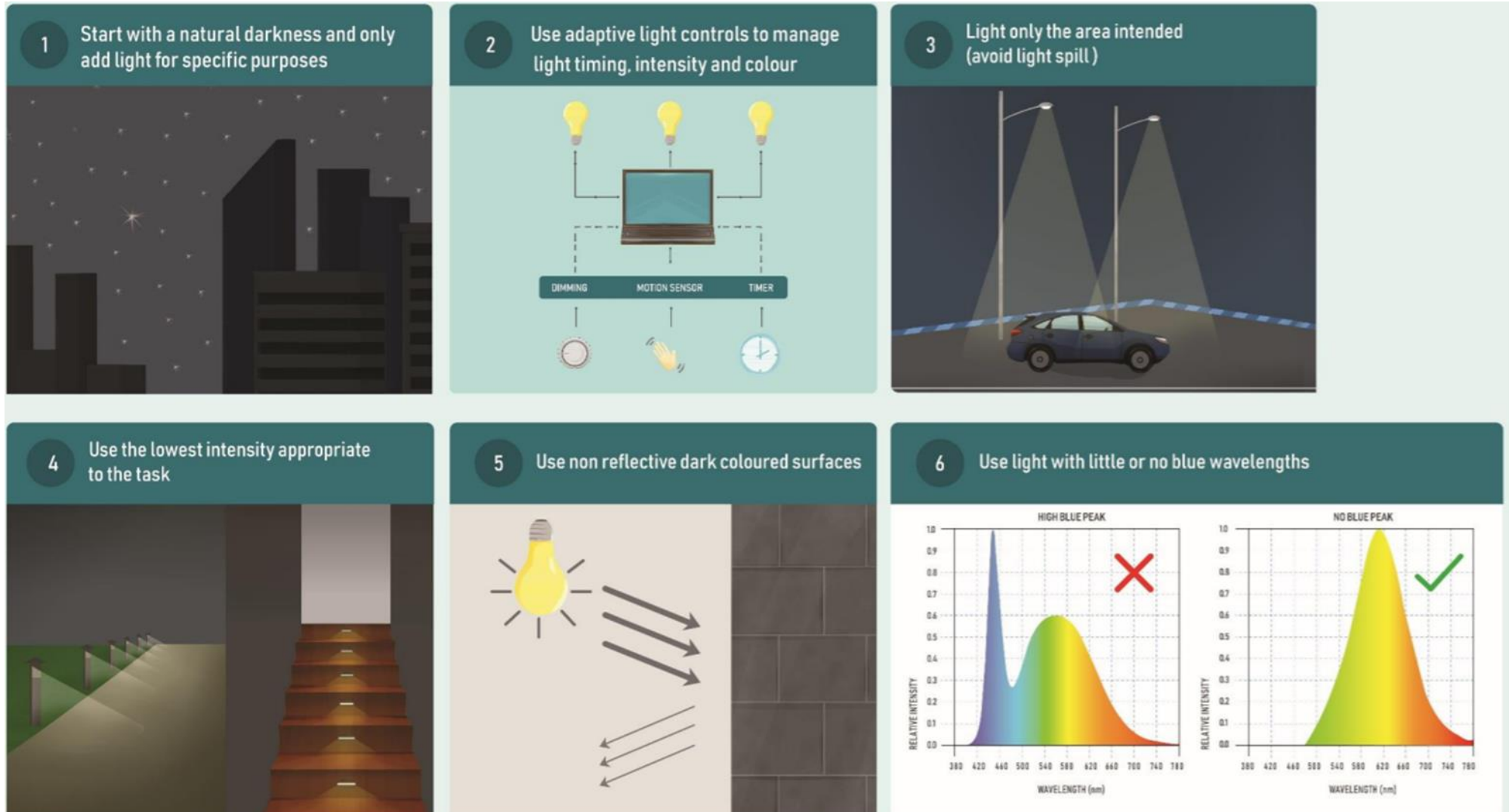


Figure 7-1 Illustration of best practice lighting design principles
(Source: DEE 2020)

7.2 Options for Lower Hutt District

The following is a non-exhaustive list of how the adverse effects of lighting on fauna could be reduced within Lower Hutt City.

- > Adopt objectives and best practice guidelines for external lighting similar to those developed for Australia.
- > As part of lighting maintenance, progressively replace street lights and other council managed light sources with lights that adhere to the best practice guidelines for external lighting.
- > Within the city encourage landowners and businesses to turn off all external building lights between specified hours. Within buildings encourage use of motion sensor light switches. All exterior advertising should be unlit between specified hours. The Lights Out Toronto project (Section 3.6) could be a useful programme to investigate.
- > Carefully consider the placement of street lights and other lights in relation to ecological features such as rivers, forest margins and the coastal environment. It may be possible to reduce adverse effects on fauna by increasing the distance of lights to these features (e.g. mayflies are not attracted to lights more than 50 metres away).
- > Ensure that light sources are in the blue rather than orange spectrum as this seems to cause less effects for most vertebrate fauna, but not invertebrate fauna (although information for vertebrate fauna is variable).
- > Set street lighting at least 20 m away from waterbodies and ensure that these are in the orange part of the light spectrum.
- > Consider including District Plan Dark Sky provisions, similar to those for the MacKenzie Basin, for certain activity areas or types of habitat. For instance, aim for dark skies for the Wainuiomata water catchment, the native forest areas in the Orongorongo catchment, parts of Belmont Regional Park, the Brookfield Outdoor Education Centre, or identified semi-urban ridgelines. In these areas lighting should either be kept to a minimum, or type of lighting used should minimise upward lighting and emit the appropriate colour of light.
- > Consider including District Plan provisions that manage light sources near sensitive ecological features such as waterways, coastal areas, or large and continuous areas of native habitat. Identify ways to create or ensure that there are 'dark' corridors linking between these areas.
- > Work with secondary (citizen science) and tertiary institutions to set up experiments or investigate the effects of light on particular species of fauna within Lower Hutt District.

8 Conclusions

Population growth and urbanisation of Lower Hutt District has gradually increased and is predicted to carry on increasing. This will likely result in the increased use of outdoor lighting at night.

More than 1,000 native species are known from the Lower Hutt District. These mostly comprise invertebrate species (937), but also birds, freshwater fish, lizards and mammals.

The current levels of artificial light, especially in the more densely populated areas of the city, are such that it is no longer possible to see the Milky Way at night. Even the more remote areas of the District, such as Wainuiomata, are affected by light pollution, which can be worse on cloudy nights when light is more reflected and refracted. Thus, it is highly likely that fauna within the district is affected by artificial light.

Some of the fauna within the district are only active during the day, but many can be active during both the day and the night. A number of nocturnal species are also present. Additionally, a number of the species in the Lower Hutt District are known to move long distances, including at night. Nocturnal species and those that migrate at night are likely to be most susceptible to the effects of light pollution.

There five main types of outdoor lighting available. These vary in their electricity use, light and heat output, and colour of the light output. Different species react differently to different colour outputs. As a general rule, lighting colour towards the orange end of the spectrum are perceived as warmer and more similar to sun-light, and are thought to pose fewer issues for humans and other fauna species.

The focus of this study was on the effects of lighting within the visible, light spectrum (to humans) on fauna. Potential effects on fauna include:

- > Changes to how fauna move and use a landscape.
- > Changes to the circadian clock and how active fauna are on a daily, seasonal, or yearly basis.
- > Affect visual perception of fauna.
- > Changes to the rate or start of development or growth.
- > Attraction to or repelled by artificial light.
- > Changes to plant growth with subsequent impacts on fauna.
- > Ineffective bioluminescence (e.g. flash of a firefly) reducing mating or feeding opportunities.

There are some international policies on the management of light pollution, however there are no national standards in New Zealand. Parts of the country (the MacKenzie Basin and the Wairarapa) are striving to maintain or improve the darkness of the night, and some district plans include policies to manage the effects of outdoor lighting – including on fauna and natural areas.

The research on effects of artificial light on fauna can be confusing and conflicting. For instance, some studies find that red coloured lights attract birds more or result in greater levels of activity compared to green or blue-tinged lights. Other research points to increased sea-bird attractiveness when street lights were changed to more blue-tinged LED lights. Light spill effects could be detected up to 200 km away from densely urbanised areas of the USA. Increased light at night could affect bird behaviour, including earlier breeding, and a resultant a mismatch with food availability and starvation. Shore and seabirds appear to be especially prone to the effects of lights at night. This may be because many feed or migrate at night. Effects on these species can include failure to fledge, disorientation during flight, using less optimal roosting areas, disrupted foraging, and interactions with vehicular traffic.

There is some evidence that areas of high light intensity act as barriers for our native long-tailed bat, and may also increase their susceptibility to being struck by vehicles if they are hawking for insects beneath street lights. Overseas research also reports effects on bat species use of habitat and changes to behavioural patterns.

Little information could be found on the effects of light pollution on the two species of marine mammal that might use the coastal shore, or on how New Zealand species of lizard react to increased illumination of their habitats.

There are many different taxa of invertebrates and many ways that these invertebrate groups react with artificial lights. Research of some aquatic species in New Zealand has shown that the shorter light wavelengths of light (UV, blue, green) are more visible to adult insects than longer wavelengths (yellow, orange, red). The freshwater adult insects are more attracted to cooler white LEDs (6500 K) that have a greater peak in intensity of blue light than warmer colour temperatures (3000 K). Street lighting can create barrier for flying nocturnal insects, may make adjacent habitat unsuitable, or reduces the time that nocturnal insects spend feeding. Some invertebrates navigate using observations of the Milky Way which can be obscured by artificial light at night. For some day-active insects, increased night lighting also resulted behavioural changes and reduced breeding success.

All of the seventeen native fish species known from the Lower Hutt District are nocturnal, and most of them also migrate up and down waterways. It could be shown for some species that brightly lit water was a barrier for movement and feeding. Increased light at night may also favour introduced species over native species, and may make some species more susceptible to being preyed on.

The reported scale of increased light effects can extend over 200 km and can include ecosystem scale effects including changes to primary production and plant growth, changes in species distribution and movement through the landscape with resultant changes in populations, and changes to interactions and abundance of species within a food web, and temporary or long-term consequences for biodiversity.

Information on the effects of artificial light and light pollution was not found for many of the species that occur in the Lower Hutt District. A number of potential research avenues have been suggested. These should generally be more field-based, although literature research may still contribute additional information to that provided here.

Management of effects could include the adoption of lighting objectives and best practice principles, gradual replacement of lighting infra-structure with less light-polluting option, encouraging landowners to switch off

lights at night, careful selection of the colour of the light to reduce effects on local fauna, and provisions in the District Plan for dark sky areas and placement and type of lighting close to natural features.

References

- APA (2018). How light pollution lures birds into urban areas during fall migration (2018, January 19) retrieved 4 February 2021 from <https://phys.org/news/2018-01-pollution-lures-birds-urban-areas.html>.
- Baker CS, Boren L, Childerhouse S, Constantine R, van Helden A, Lundquist, D, Rayment W, Rolfe JR. (2019). Conservation status of New Zealand marine mammals, 2019. New Zealand Threat Classification Series 29. Department of Conservation, Wellington. 18 p.
- Becker A, Whitfield AK, Cowley PD, Järnegren J, and Næsje TF. (2013) Potential effects of artificial light associated with anthropogenic infrastructure on the abundance and foraging behaviour of estuary-associated fishes. *Journal of Applied Ecology*, 50(1), pp.43-50.
- Bembenek J, Sehadova H, Ichihara N, and Takeda M. (2005). Day/night fluctuations in melatonin content, arylalkylamine N-acetyltransferase activity and NAT mRNA expression in the CNS, peripheral tissues and hemolymph of the cockroach, *Periplaneta americana*. *Comparative Biochemistry and Physiology B* 140: 27–36
- Bennie J, Davies TW, Cruse D, and Gaston KJ. (2016) Ecological effects of artificial light at night on wild plants. *Journal of Ecology*, 104(3), 611-620.
https://ec.europa.eu/environment/integration/research/newsalert/pdf/artificial_light_at_night_impact_on_plants_and_ecology_455na2_en.pdf
- Bennie J, Davies TW, Cruse D, Inger R, Gaston KJ. (2015) Cascading effects of artificial light at night: resource-mediated control of herbivores in a grassland ecosystem. *Philosophical Transactions of the Royal Society B: Biological Sciences*, 370(1667), p.20140131.
- Blake D, Hutson AM, Racey PÅ, Rydell J, and Speakman JR. (1994). Use of lamplit roads by foraging bats in southern England. *Journal of Zoology* 234: 453–462
- Bliss-Ketchum LL, de Rivera CE, Turner BC, and Weisbaum DM. (2016). The effect of artificial light on wildlife use of a passage structure. *Biological conservation*, 199, pp.25-28.
- Briscoe A, and Chittka L. (2001). The evolution of color vision in insects. *Annual Review of Entomology* 46: 471–510
- Brüning A, Hölker F, Franke S, Kleiner W, and Kloas W. (2016). Impact of different colours of artificial light at night on melatonin rhythm and gene expression of gonadotropins in European perch. *Science of the Total Environment*, 543, pp.214-222.
- Brüning A, Hölker F, Franke S, Kleiner W, and Kloas W. (2018) Influence of light intensity and spectral composition of artificial light at night on melatonin rhythm and mRNA expression of gonadotropins in roach *Rutilus rutilus*. *Fish physiology and biochemistry*, 44(1), pp.1-12.
- Cabrera-Cruz SA, Cohen EB, and Smolinsky JA. (2020). Artificial light at night is related to broad-scale stopover distributions of nocturnally migrating landbirds along the Yucatan Peninsula, Mexico. *Remote Sensing*, 12(3), p.395.
- Campos, SMC (2017). The impact of artificial lighting on nature. In 6th SENAC meeting of Integrated Knowledge Senac Sorocaba
- Christchurch City Council. (2017). Christchurch District Plan. <https://ccc.govt.nz/the-council/plans-strategies-policies-and-bylaws/plans/christchurch-district-plan/>. Accessed on 11/01/2021
- Collier KJ, and Winterbourn MJ. (2000) New Zealand Stream Invertebrates: Ecology and Implications for Management: New Zealand Limnological Society; with the assistance of the National Institute of Water and Atmospheric Research. Hamilton, New Zealand
- Colwell, MA. (2010). Shorebird ecology, conservation, and management. Berkeley, California: University of California Press. 344p

- Connolly, T (2013). Waikato Expressway: Cambridge section long-tailed bat surveys summer 2012–13: Lloyd Property, Mellow Manor, Karapiro Gully. Report prepared by Opus International Consultants Ltd, Hamilton, New Zealand for NZ Transport Agency.
- Crow S. (2017). New Zealand Freshwater Fish Database. Version 1.2. The National Institute of Water and Atmospheric Research (NIWA). Occurrence Dataset <https://doi.org/10.15468/ms5iqv>. Accessed on 15/12/2020
- Cullen P, and McCarthy TK. (2000). December. The effects of artificial light on the distribution of catches of silver eel, *Anguilla anguilla* (L.), Across the Killaloe eel weir in the lower River Shannon. In Biology and Environment: Proceedings of the Royal Irish Academy (pp. 165-169). Royal Irish Academy.
- Dacke M, Baird E, Byrne M, Scholtz CH and Warrant EJ. (2013). Dung beetles use the milky way for orientation. *Current Biology* 23: 298–300.
- Degen T, Mitesser O, Perkin EK, Weiß NS, Oehlert M *et al.* (2016). Street lighting: sex-independent impacts on moth movement. *Journal of Animal Ecology* 85: 1352–1360
- Dekrout, AS (2009). Monitoring New Zealand long-tailed bats (*Chalinolobus tuberculatus*) in urban habitats: ecology, physiology and genetics. Unpublished PhD thesis. Auckland: University of Auckland.
- Dekrout, AS, BD Clarkson and S Parsons (2014). Temporal and spatial distribution and habitat associations of an urban population of New Zealand long-tailed bats (*Chalinolobus tuberculatus*). *New Zealand Journal of Zoology* 41: 285–295.
- Department of Conservation (DOC). Atlas of the amphibians and reptiles of New Zealand. URL: <https://www.doc.govt.nz/our-work/reptiles-and-frogs-distribution/atlas> ; accessed on 10/01/2021
- Department of the Environment and Energy (2020). National Light Pollution Guidelines for Wildlife Including Marine Turtles, Seabirds and Migratory Shorebirds. Commonwealth of Australia
- Desouhant E, Gomes E, Mondy N, and Amat, I. (2019). Mechanistic, ecological, and evolutionary consequences of artificial light at night for insects: review and prospective. *Entomologia Experimentalis et Applicata*, 167(1), 37-58.
- Dias MP, Granadeiro JP, Lecoq M, Santos CD & Palmeirim JM. (2006). Distance to high-tide roosts constrains the use of foraging areas by dunlins: Implications for the management of estuarine wetlands. *Biological Conservation* 131:446-452.
- Dominoni DM, Carmona-Wagner EO, Hofmann M, Kranstauber B, and Partecke J. (2014). Individual-based measurements of light intensity provide new insights into the effects of artificial light at night on daily rhythms of urban-dwelling songbirds. *Journal of Animal Ecology*, 83(3), pp.681-692
- Duarte C, Quintanilla-Ahumada D, Anguita C, Manríquez PH, Widdicombe S, Pulgar J, Silva-Rodríguez EA, Miranda C, Manríquez K, and Quijón PA. (2019). Artificial light pollution at night (ALAN) disrupts the distribution and circadian rhythm of a sandy beach isopod. *Environmental Pollution*, 248, pp.565-573.
- Dunn NR, Allibone RM, Closs GP, Crow SK, David BO, Goodman JM, Griffiths M, Jack DC, Ling N, Waters JM, and Rolfe JR, (2018) Conservation status of New Zealand freshwater fishes, 2017. New Zealand Threat Classification Series 24. Department of Conservation, Wellington. 11 p
- Durrant J, Michaelides EB, Rupasinghe T, Tull D, Green MP, and Jones TM. (2015) Constant illumination reduces circulating melatonin and impairs immune function in the cricket *Teleogryllus commodus*. *PeerJ* 3: e1075
- Dwyer RG, Bearhop S, Campbell HA and Bryant DM (2013) Shedding light on light: benefits of anthropogenic illumination to a nocturnally foraging shorebird. *Journal of Animal Ecology* 82:478-485.
- Falchi, F, Cinzano, P, Duriscoe, D, Kyba, CCM, Elvidge, CD, Baugh, K, and Furgoni, R (2016a). The new world atlas of artificial night sky brightness. *Science Advances* 2(6), e1600377–e1600377. <http://doi.org/10.1126/sciadv.1600377>.

- Falchi, F, Cinzano, P, Duriscoe, D, Kyba, CCM, Elvidge, CD, Baugh, K, and Furgoni, R (2016b). Supplement to the new world atlas of artificial night sky brightness, GFZ Data Services. Retrieved from <http://doi.org/10.5880/GFZ.1.4.2016.001>
- Farnworth B, Innes J, Kelly C, Littler R and Waas JR (2018). Photons and foraging: artificial light at night generates avoidance behaviour in male, but not female, New Zealand weta. *Environmental Pollution* 236: 82–90
- Firebaugh A, and Haynes KJ. (2016). Experimental tests of light-pollution impacts on nocturnal insect courtship and dispersal. *Oecologia* 182: 1203–1211
- Gaston KJ, and Bennie J. (2014). Demographic effects of artificial night-time lighting on animal populations. *Environmental Reviews* 22(4), pp.323-330.
- Gaston KJ, Visser ME, and Holker F. (2015). The biological impacts of artificial light at night: the research challenge. *Philosophical transactions of the Royal Society B* 370: 20140133
- Gauthreaux SA and Belser CG (2006). Effects of artificial night lighting on migrating birds. In: *Ecological Consequences of Artificial Night Lighting*, Rich C & Longcore T, Editors. Island Press: Washington, D.C., USA. p:67-93.
- Gibson R. (undated). Guide to keeping New Zealand lizards in captivity. Department of Conservation, Wellington
- Gregory SV. (1980). Effects of light, nutrients, and grazing on periphyton communities in streams. PhD thesis. Oregon State University. Corvallis, United States
- Grubisic M., Haim A., Bhusal P., Dominoni D.M., Gabriel K.M.A., Jechow A., Kupprat F., Lerner A., Marchant P., Riley W., Stebelova K., van Grunsven R.H. A., Zeman M., Zubidat A.E. and Hölker F. (2020). Light Pollution, Circadian Photoreception, and Melatonin in Vertebrates. *Sustainability* 2019, 11, 6400; doi:10.3390/su11226400 www.mdpi.com/journal/sustainability.
- Hardeland R, and Poeggeler B. (2003). Non-vertebrate melatonin. *Journal of Pineal Research* 34: 233–241
- Hitchmough H, Barr B, Lettink M, Monks J, Reardon J, Tocher M, van Winkel D, and Rolfe J. (2016) Conservation status of New Zealand reptiles, 2015. *New Zealand Threat Classification Series* 17. Department of Conservation, Wellington. 14 p
- Hitchmough R. (2013). Summary of changes to the conservation status of taxa in the 2008–11 New Zealand Threat Classification System listing cycle. *New Zealand Threat Classification Series (Web)* no.1
- iNaturalist. Available from <https://www.inaturalist.org>. Accessed on 07/12/2021
- International Dark-sky Association. (2018) New Zealand Night Sky Enthusiasts Protect the Dark. An article posted on the IDA website: <https://www.darksky.org/new-zealand-night-sky-enthusiasts-protect-the-dark/> . Accessed on 13/01.2021
- International Dark-sky Association. (2020). International Dark-Sky Association Dark Sky Places Program Annual Report- Aoraki Mackenzie International Dark Sky Reserve, New Zealand
- Knop E, Zoller L, Ryser R, Gerpe C, Hörler M, and Fontaine C. (2017). Artificial light at night as a new threat to pollination. *Nature*, 548(7666), pp.206-209.
- Kuijper DP, Schut J, van Dullemen D, Toorman H, Goossens N, Ouwehand J, and Limpens HJGA. (2008). Experimental evidence of light disturbance along the commuting routes of pond bats (*Myotis dasycneme*). *Lutra* 51: 37–49
- Kurvers RH, Drägestein J, Hölker F, Jechow A, Krause J and Bierbach D. (2018). Artificial light at night affects emergence from a refuge and space use in guppies. *Scientific Reports*, 8(1), pp.1-10.
- Le Roux, DS and NS Le Roux (2012). Hamilton city bat survey 2011–2012. Report prepared by Kessels & Associates Ltd for Project Echo (project partners: Waikato Regional Council, The University of Waikato, Hamilton City Council, Department of Conservation, Waikato Tree Trust).

- Manfrin A, Singer G, Larsen S, Weiß N, and van Grunsven RHA. (2017) Artificial light at night affects organism flux across ecosystem boundaries and drives community structure in the recipient ecosystem. *Frontiers in Environmental Science* 5: 61
- McDowall RM. (1990). *New Zealand freshwater fishes: a natural history and guide*. MAF Pub. Group.
- McDowall RM. (1997). Is there such a thing as amphidromy?. *Micronesica-Agana-*, 30, pp.3-14.
- McLaren JD, Buler JJ, Schreckengost T, Smolinsky JA, Boone M, van Loon E, Dawson DK, and Walters EL. (2018). Artificial light at night confounds broad-scale habitat use by migrating birds. *Ecology Letters* 21(3):356-364.
- McLay LK, Green MP, and Jones TM. (2017). Chronic exposure to dim artificial light at night decreases fecundity and adult survival in *Drosophila melanogaster*. *Journal of Insect Physiology* 100: 15–20
- Merckx T, and Slade EM. (2014) Macro-moth families differ in their attraction to light: implications for light-trap monitoring programmes. *Insect Conservation and Diversity* 7: 453–461
- Meyer LA, and Sullivan MP. (2013). Bright lights, big city: influences of ecological light pollution on reciprocal stream – riparian invertebrate fluxes. *Ecological Applications* 23: 1322–1330
- Ministry for the Environment & Stats NZ (2019). *New Zealand’s Environmental Reporting Series: Environment Aotearoa 2019*. Available from www.mfe.govt.nz and www.stats.govt.nz.
- Ministry for the Environment. (2018). Report shows New Zealand air quality is good. Media release by the New Zealand Ministry for the Environment website: <https://www.mfe.govt.nz/news-events/report-shows-new-zealand-air-quality-good>. Accessed on 11/01/2021
- Moreau J, Desouhant E, Lou pre P, Goubault M, and Rajon E. (2017). How host plant and fluctuating environments affect insect reproductive strategies? *Advances in Botanical Research* 81: 259–287
- NASA (2020). Noise and light pollution from humans alter bird reproduction. *Global Climate Change Newsletter* 3 December 2020. <https://climate.nasa.gov/news/3047/noise-and-light-pollution-from-humans-alter-bird-reproduction/>.
- National Aeronautics and Space Administration, Science Mission Directorate. (2010). Visible Light. Retrieved 20 January 2021, from NASA Science website: http://science.nasa.gov/ems/09_visiblelight
- Neal T. (2020) Crashing petrels moving south as lights dimmed in Punakaiki. An article published on Radio New Zealand website: <https://www.rnz.co.nz/news/national/433509/crashing-petrels-moving-south-as-lights-dimmed-in-punakaiki>. Accessed on 14/01/2021
- New Plymouth District Council. (2018). Section 32 Report Light - Proposed District Plan 2018: https://www.newplymouthnz.com/-/media/NPDC/Documents/Council/Council%20Documents/Plans%20and%20Strategies/District%20Plan/Proposed%20District%20Plan%20section%2032%20reports/20%20-%20Light/ECM_8049991_v11_Section%2032%20Report%20Light%20-%20Proposed%20District%20Plan%202018.ashx. Accessed on 12/01/2021
- New Zealand Legislation. (1991). Resource Management Act 1991, Public Act - New Zealand Legislation. Accessed on 11/01/2021
- O’Donnell CFJ, Borkin KM, Christie JE, Lloyd B, Parsons S, Hitchmough RA. (2018). Conservation status of New Zealand bats, 2017. *New Zealand Threat Classification Series* 21. Department of Conservation, Wellington. 4 p.
- Owens AC, Cochard P, Durrant J, Farnworth B, Perkin EK and Seymoure, B. (2020). Light pollution is a driver of insect declines. *Biological Conservation*, 241, p.108259.
- Owens ACS, Meyer-Rochow VB, and Yang EC. (2018). Short- and mid-wavelength artificial light influences the flash signals of *Aquatica ficta* fireflies (Coleoptera: Lampyridae). *PLoS ONE* 13: 1–14
- Parkinson E, Lawson J, and Tiegs SD. (2020). Artificial light at night at the terrestrial-aquatic interface: Effects on predators and fluxes of insect prey. *PLoS one*, 15(10), p.e0240138.

- Pawson SM, and Bader, MF. (2014) LED lighting increases the ecological impact of light pollution irrespective of color temperature. *Ecological Applications*, 24(7), 1561-1568.
- Perkin EK, Holker F, and Tockner K. (2014). The effects of artificial lighting on adult aquatic and terrestrial insects. *Freshwater Biology* 59: 368–377
- Perry G, Buchanan BW, Fisher RN, Salmon, M, and Wise SE. (2008). Effects of artificial night lighting on amphibians and reptiles in urban environments. *Urban Herpetology* 3, pp.239-256.
- Piersma T, and Baker AJ. (2000). Life history characteristics and the conservation of migratory shorebirds. In: *Behaviour and conservation*, Gosling LM & Sutherland WJ, Editors. Cambridge University Press: Cambridge, United Kingdom. p:105-124.
- Plecher, H. (2020): Urbanization in New Zealand 2019.
<https://www.statista.com/statistics/455899/urbanization-in-new-zealand/#:~:text=In%202019%2C%2086.62%20percent%20of,in%20urban%20areas%20and%20cities.>
- Poot H, Ens B, Vries H, Donners MAH, Wernand MR and Marquenie JM. (2008). Green light for nocturnally migrating birds. *Ecology and Society* 13(2):47
- Pulgar J, Zeballos D, Vargas J, Aldana M, Manriquez PH, Manriquez K, Quijón PA, Widdicombe S, Anguita C, Quintanilla D, Duarte C. (2019). Endogenous cycles, activity patterns and energy expenditure of an intertidal fish is modified by artificial light pollution at night (ALAN). *Environmental Pollution*, 244, pp.361-366
- Raap T, Pinxten R, and Eens M. (2018). Cavities shield birds from effects of artificial light at night on sleep. *Journal of Experimental Zoology Part A: Ecological and Integrative Physiology*, 329(8-9), 449-456.
- Richter K, Peschke E, and Peschke D. (2000). A neuroendocrine releasing effect of melatonin in the brain of an insect, *Periplaneta americana* (L.). *Journal of Pineal Research* 28: 129–135
- Robert KA, Lesku JA, Partecke J, and Chambers B. (2015) Artificial light at night desynchronizes strictly seasonal reproduction in a wild mammal. *Proceedings of the Royal Society B: Biological Sciences*, 282(1816), p.20151745.
- Robertson, HA, Baird, K, Dowding, JE, Elliott, GP, Hitchmough, RA, Miskelly, CM, McArthur, N, O'Donnell, CFJ, Sagar, PM, Scofield, RP, Taylor, GA. (2017) Conservation status of New Zealand birds, 2016. *New Zealand Threat Classification Series* 19. Department of Conservation, Wellington. 23 p.
- Rodríguez A, Holmes ND, Ryan PG, Wilson K-J, Faulquier L, Murillo Y, Raine AF, Penniman J, Neves V, Rodríguez B, Negro JJ, Chiaradia A, Dann P, Anderson T, Metzger B, Shirai M, Deppe L, Wheeler J, Hodum P, Gouveia C, Carmo V, Carreira GP, Delgado-Alburquerque L, Guerra-Correa C, Couzi F-X, Travers M & Le Corre M. (2017). A global review of seabird mortality caused by land-based artificial lights. *Conservation Biology* 31:986-1001.
- Rogers DI, Piersma T, and Hassell CJ. (2006). Roost availability may constrain shorebird distribution: Exploring the energetic costs of roosting and disturbance around a tropical bay. *Biological Conservation* 133(2):225-235.
- Royal Society NZ (2018). *Blue Light Aotearoa. Impacts on artificial blue light on health and environment-evidence summary*. Royal Society New Zealand, Wellington
- Rydell J, and Racey PA. (1995). Street lamps and the feeding ecology of insectivorous bats. *Symposia of the Zoological Society of London* 67: 291–307
- Santos, CD, Miranda, AC, Granadeiro, JP, Lourenço, PM, Saraiva, S and Palmeirim, JM. (2010). Effects of artificial illumination on the nocturnal foraging of waders. *Acta Oecologica* 36:166-172
- Schofield, J. (2020). *Blinded by the light: the influence of LED light on adult aquatic insects in Canterbury rivers*. Waterways Postgraduate Student Conference, November 2020. University of Canterbury, Christchurch, New Zealand

- Secondi J, Davranche, A, Théry M, Mondy N, and Lengagne T. (2020). Assessing the effects of artificial light at night on biodiversity across latitude—Current knowledge gaps. *Global Ecology and Biogeography*, 29(3), pp.404-419.
- Smith D, Borkin K, Jones C, Lindberg S, Davies F, and Eccles G. (2017). Effects of land transport activities on New Zealand's endemic bat populations: reviews of ecological and regulatory literature. NZ Transport Agency research report 623. 249pp
- Smith KC. (2013). *The science of photobiology*. Springer Science & Business Media. USA
- Smith VH. (1986). Light and nutrient effects on the relative biomass of blue-green algae in lake phytoplankton. *Canadian journal of fisheries and aquatic sciences*, 43(1), 148-153.
- Stats NZ. Census data of population in New Zealand. www.stats.govt.nz. Accessed on 12/12/2020
- Stone EL, Jones G, and Harris S. (2009). Street lighting disturbs commuting bats. *Current Biology* 19: 1123–1127
- Stone EL, Jones G, and Harris S. (2012). Conserving energy at a cost to biodiversity? Impacts of LED lighting on bats. *Global change biology*, 18(8), pp.2458-2465.
- Straka, TM, Wolf M, Gras P, Buchholz S, and Voigt CC. (2019). Tree cover mediates the effect of artificial light on urban bats. *Frontiers in Ecology and Evolution*, 7, 91.
- Subala SPRR, and Shivakumar MS. (2018). Changes in light and dark periods affect the arylalkylamine N-acetyl transferase, melatonin activities and redox status in the head and hemolymph of nocturnal insect *Spodoptera litura*. *Biological Rhythm Research* 49: 13–28
- Taylor LA. (2020). Artificial Light at Night (ALAN): An Anthropogenic Challenge for Urban Lizard Behavior and Physiology. Biology Honors Theses. 32. Trinity University, San Antonio, Texas, USA
- Thakurdas P, Sharma S, Vanlalhratpuia K, Sinam B, and Chib M. (2009.) Light at night alters the parameters of the eclosion rhythm in a tropical fruit fly, *Drosophila jambulina*. *Chronobiology International* 26: 1575–1586
- Thawley CJ and Kolbe JJ (2020) Artificial light at night increases growth and reproductive output in Anolis lizards. *The Royal Society Volume 287, Issue 1919*. Published: 22 January 2020
<https://doi.org/10.1098/rspb.2019.1682>
- Towns DR, and Elliott GP. (1996). Effects of habitat structure on distribution and abundance of lizards at Pukerua Bay, Wellington, New Zealand. *New Zealand journal of ecology*, 191-206.
- United Nations, Department of Economic and Social Affairs, Population Division (2018). *World Urbanization Prospects: The 2018 Revision*.
- van Geffen KG, van Grunsven RHA, van Ruijven J, Berendse F, and Veenendaal EM. (2014). Artificial light at night causes diapause inhibition and sex-specific life history changes in a moth. *Ecology and Evolution* 4: 2082–2089
- van Grunsven RHA, Lham D, van Geffen KG and Veenendaal EM. (2014). Range of attraction of a 6-W moth light trap. *Entomologia Experimentalis et Applicata* 152: 87–90
- van Langevelde F, Ettema JA, Donners M, WallisDeVries MF and Groenendijk D (2011) Effect of spectral composition of artificial light on the attraction of moths. *Biological Conservation* 144: 2274–2281
- Verheijen FJ (1985). Photo-pollution - artificial light optic spatial control systems fail to cope with incidents, causations, remedies. *Experimental Biology* 44(1):1-18
- Vivien-Roels B, and Pévet P. (1993). Melatonin: presence and formation in invertebrates. *Experientia* 49: 642–647
- Wildland Consultants (2016). Assessment of potential effects of proposed stopbank improvements and channel widening, Jim Cooke Memorial Park, Waikanae, Kāpiti Coast. Report prepared for Greater Wellington Regional Council, Wellington, *Wildland Consultants Ltd Contract Report, No. 3630a*: 80 pp.

Xu C, Wang HJ, Yu Q, Wang HZ, Liang XM, Liu M, and Jeppesen E. (2019). Effects of artificial LED light on the growth of three submerged macrophyte species during the low-growth winter season: implications for macrophyte restoration in small eutrophic lakes. *Water*, 11(7), p.1512.

Yang L, Qin Y, Li X, Song D, and Qi M. (2007) Brain melatonin content and polyethism in adult workers of *Apis mellifera* and *Apis cerana* (Hym., Apidae). *Journal of Applied Entomology* 131: 734–739

Zielinska-Dabkowska KM, Xavia K, and Bobkowska K. (2020). Assessment of Citizens' Actions against Light Pollution with Guidelines for Future Initiatives. *Sustainability*, 12(12), 4997.

APPENDIX

A

FAUNA RECORDED WITHIN LOWER HUTT
DISTRICT

Table 1. Bird species reported in Lower Hutt District

Species	Common Name	National Threat Classification	Trait with light (d/n/c)	habitat	Migratory pattern ¹³
<i>Acanthisitta chloris</i>	North Island rifleman	At Risk-Declining	Diurnal	Mature forest, especially beech, kauri, kamahi and podocarp forest	Not migratory
<i>Anas gracilis</i>	Grey teal	Not threatened	Nocturnal and diurnal	Shallow freshwater lakes, lagoons and swamps with extensive marginal cover and brackish water	Nomadic (finding more favourable habitat) and seasonal migration
<i>Anas superciliosa</i>	Grey duck	Threatened-Nationally Critical	Diurnal and nocturnal flights	Forested headwater catchments and away from human settlements	Nomadic (finding more favourable habitat) and seasonal migration
<i>Anthornis melanura</i>	Bellbird	Not threatened	Diurnal	Native and exotic forest, scrub, farm shelter belts, urban parks and gardens	Seasonal migration
<i>Anarhynchus frontalis</i>	Wrybill	Threatened-Nationally Vulnerable	Diurnal, and nocturnal flights	Inter-tidal mudflats in harbours and estuaries, braided riverbeds, local shell banks, beaches and pasture	Migratory within NZ
<i>Anthus novaeseelandiae</i>	New Zealand pipit	At Risk-Declining	Diurnal	Coastlines and rivers, alpine areas, wetlands, farmland and open shrublands, and tussock grasslands	Seasonal migration (altitudinal)
<i>Apteryx mantelli</i>	North Island brown kiwi	Threatened-Nationally Vulnerable	Nocturnal	Native and exotic forests, scrub, rough farmland	Long-range dispersal
<i>Ardea modesta</i>	White heron	Threatened-Nationally Critical	Diurnal	Harbours and estuaries, freshwater wetlands, high country lakes	Seasonal migration (breeding) (possible international vagrant)
<i>Botaurus poiciloptilus</i>	Bittern	Threatened-Nationally Endangered	Diurnal and nocturnal	Raupō-fringed lakes, spring-fed creeks, areas of rank-grass along paddock/drain edges	Long-range dispersal

¹³ There are different types of bird movement. They have been categorised as follows:

- > Not migratory – no seasonal or hormone induced movement of individuals or flocks of birds
- > Long-range dispersal – juvenile birds moving away from natal territories
- > Seasonal migration – individual birds moving around the landscape to take advantage of different or seasonal food sources (e.g. different fruiting species, or moving to warmer altitudes to forage on insects, or moving to a particular nesting area)
- > Nomadic – flocks of birds moving en-mass to find more favourable habitat (e.g. the pond has dried up so move to a different waterbody)
- > Migration – hormone induced movement of individuals or flocks of birds; can be within NZ and/or international

Species	Common Name	National Threat Classification	Trait with light (d/n/c)	habitat	Migratory pattern ¹³
<i>Calidris canutus</i>	Lesser knot	Threatened-Nationally Vulnerable	Diurnal and nocturnal	Large harbours and estuaries	Migratory - international
<i>Charadrius bicinctus</i>	Banded dotterel	Threatened-Nationally Vulnerable	Diurnal and nocturnal	Harbours and estuaries, coastal lagoons and beaches, lightly vegetated riverbeds, outwash fans, herbfields, and farmland	Migratory (including international)
<i>Chlidonias albobristatus</i>	Black-fronted tern	Threatened-Nationally Endangered	Diurnal, and nocturnal flights	Braided channels of inland rivers, farmlands, scrub and tussock, coastal areas, harbours, estuaries and lagoons	Migratory within NZ
<i>Chrysococcyx lucidus</i>	Shining cuckoo	Not Threatened	Diurnal, and nocturnal flights	Native forest and scrub where grey warbler occur	Migratory - international
<i>Circus approximans</i>	Swamp harrier	Not Threatened	Diurnal	Coastal fringe, estuaries, wetlands, pine forest, farmland and high-country, urban areas	Seasonal migration
<i>Cygnus atratus</i>	Black swan	Not Threatened	Diurnal	Lakes and larger constructed ponds, estuaries	Nomadic (finding more favourable habitat)
<i>Cyanoramphus novaezelandiae</i>	Red-crowned parakeet	At Risk-Relict	Diurnal	Offshore islands or pest-free mainland reserves	Seasonal migration
<i>Egretta novaehollandiae</i>	White-faced heron	Not Threatened	Diurnal	Rocky shores and estuary mudflats, shallow edges of lakes, farm ponds, damp pasture, sports fields, urban areas.	Nomadic (possible international vagrant)
<i>Egretta sacra</i>	Reef heron	Threatened-Nationally Endangered	Diurnal and nocturnal	Rocky shores and estuary mudflats	Nomadic (possible international vagrant)
<i>Eudynamys taitensis</i>	Long-tailed cuckoo	At Risk-Naturally Uncommon	Diurnal, and nocturnal flights	Only occurs where whitehead occurs; extensive native or exotic forest or scrub, farmlands, urban areas	Migratory - international
<i>Eudyptula minor</i>	Blue penguin	At Risk-Declining	Diurnal and nocturnal	Coastline and offshore islands	Not migratory
<i>Falco novaeseelandiae</i>	New Zealand falcon	Threatened-Nationally Vulnerable	Diurnal	Native podocarp and beech forest, tussocklands, roughly grazed hill country, pine forest and vineyards	Long-range dispersal
<i>Gerygone igata</i>	Grey warbler	Not Threatened	Diurnal	Woody vegetation in urban and rural areas	Seasonal migration
<i>Haematopus finschi</i>	Pied oystercatcher	At Risk-Declining	Diurnal and nocturnal	Riverbeds, farmland, high country grasslands, coastal areas adjacent to estuaries and lagoons	Migratory (including some international)

Species	Common Name	National Threat Classification	Trait with light (d/n/c)	habitat	Migratory pattern ¹³
<i>Haematopus unicolor</i>	Variable oystercatcher	At Risk-Recovering	Diurnal and nocturnal	Sandy beaches, sand spits, dunes, banks, rocky shorelines, gravel beaches, inter-tidal mud-flats in estuaries, paddocks, and mown or grazed grassy areas or bare ground	Not migratory
<i>Hemiphaga novaeseelandiae</i>	Kererū	Not Threatened	Diurnal	Podocarp-broadleaf forest, beech forest, second growth native forest regenerating after logging, small forest remnants, and exotic plantations, farmland shelterbelts, urban parks, and rural and suburban gardens	Seasonal migration
<i>Himantopus himantopus</i>	Pied stilt	At Risk-Declining	Diurnal and nocturnal	wetlands from brackish estuaries and saltmarshes to freshwater lakes, swamps and braided rivers	Migratory (seasonally in NZ) (possible international vagrant)
<i>Hirundo neoxena</i>	Welcome swallow	Not threatened	Diurnal	close to wetlands or the coast and in most habitats other than dense forest or alpine areas	Migratory in NZ
<i>Hydroprogne caspia</i>	Caspian tern	Threatened-Nationally Vulnerable	Diurnal, and nocturnal flights	Sheltered bays and harbours, inland lakes, open coastal shellbanks, sandspits, and braided river beds	Nomadic in NZ
<i>Larus dominicanus</i>	Southern black-backed gull	Not Threatened	Diurnal	Estuaries and harbours, rocky and sandy shores, riverbeds; farmland, subalpine tussock land and herb fields	Not migratory (possible international vagrant)
<i>Larus bulleri</i>	Black-billed gull	Threatened-Nationally Critical	Diurnal	Inland rivers, coastal shell banks, sandspits, lake-side marinas, hydroelectric dams and ports	Migratory in NZ
<i>Larus novaehollandiae</i>	Red-billed gull	Threatened-Nationally Vulnerable	Diurnal	coastal areas, river mouths and sandy and rocky shores	Seasonal migration (breeding) (possible international vagrant)
<i>Limosa lapponica</i>	Eastern bar-tailed godwit	At Risk-Declining	Diurnal and nocturnal	Inter-tidal zone, harbours, estuaries and wet pasture	Migratory - international
<i>Mohoua albicilla</i>	Whitehead	Not Threatened	Diurnal	tall native forest, dense shrubland and mature pine plantations	Seasonal migration
<i>Morus serrator</i>	Australasian gannet	Not Threatened	Diurnal, and nocturnal flights	coastal rocks and islands,	Migratory (breeding)
<i>Nestor meridionalis septentrionalis</i>	North Island kaka	Threatened-Nationally Vulnerable	Diurnal	Native forests, offshore islands and urban parks	Seasonal migration

Species	Common Name	National Threat Classification	Trait with light (d/n/c)	habitat	Migratory pattern ¹³
<i>Ninox novaeseelandiae</i>	Morepork	Not Threatened	Nocturnal	Native and exotic forests, open areas with patches of vegetation, sparsely-wooded farmland, and urban parks/ gardens	Not migratory
<i>Onychoprion fuscatus</i>	Sooty tern	At Risk-Naturally Uncommon	Diurnal and nocturnal	Atolls, sandbanks, rock stacks, offshore islands	Migratory - Kermadec Islands
<i>Petroica longipes</i>	North Island robin	Not Threatened	Diurnal	Mature forest, tall scrub, and exotic plantations	Not migratory
<i>Petroica macrocephala</i>	Tomtit	Not Threatened	Diurnal	Mature native forest types, including podocarp-broadleaf, beech, and manuka-kanuka forests, regenerating forests, exotic plantations, well-treed farmland, and suburban parks/ gardens	Not migratory
<i>Petroica macrocephala toitoi</i>	North Island tomtit	Not Threatened	Diurnal	Mature native forest types, including podocarp-broadleaf, beech, and manuka-kanuka forests, regenerating forests, exotic plantations, well-treed farmland, and suburban parks/ gardens	Not migratory
<i>Phalacrocorax carbo</i>	Black shag	At Risk-Naturally Uncommon	Diurnal	Coastal waters, estuaries, harbours, rivers, streams, lakes and ponds	Long distance dispersal (including international)
<i>Phalacrocorax melanoleucos</i>	Little shag	Not Threatened	Diurnal	Coastal and freshwater habitats that include lakes, rivers, ponds and streams	Seasonal migration
<i>Phalacrocorax sulcirostris</i>	Little black shag	At Risk-Naturally Uncommon	Diurnal	Harbours, lakes, braided rivers, muddy edges of inland/ coastal inlets, lakes and ponds, including sewerage ponds	Nomadic (possible international vagrant)
<i>Phalacrocorax varius</i>	Pied shag	Threatened-Nationally Vulnerable	Diurnal	Coastal marine waters, harbours, estuaries, freshwater lakes and ponds close to the coast	Long distance dispersal (possible international vagrant)
<i>Platalea regia</i>	Royal spoonbill	At Risk-Naturally Uncommon	Diurnal and nocturnal	Estuaries, rivers and harbours, reeds, low shrubs, steep rocky headlands,	Migratory in NZ (possible international vagrant)
<i>Poliiocephalus rufpectus</i>	New Zealand dabchick	Threatened-Nationally Vulnerable	Diurnal, and nocturnal flights	Freshwater lakes and pools, sand-dune lakes and lagoons	Nomadic
<i>Porphyrio melanotus</i>	Pukeko	Not Threatened	Diurnal	Sheltered fresh or brackish water (e.g. vegetated swamps, streams or lagoons), especially adjacent to open grassy areas and pastures, near roadside, drainage ditches, margins of scrub or forested areas	Not migratory (possible international vagrant)

Species	Common Name	National Threat Classification	Trait with light (d/n/c)	habitat	Migratory pattern ¹³
<i>Porzana tabuensis</i>	Spotless crane	At Risk-Relict	Diurnal	Freshwater wetlands, open mud near dense vegetation, dry island forests,	Not migratory (possible international vagrant)
<i>Prothemadera novaeseelandiae</i>	Tui	Not Threatened	Diurnal	Native forest and scrub (sometimes in exotic forests), rural gardens, stands of flowering kowhai and gums, suburban parks and gardens	Seasonal migration
<i>Puffinus gavia</i>	Fluttering shearwater	At Risk-Relict	Diurnal and nocturnal	Offshore islands	Migratory - international
<i>Puffinus griseus</i>	Sooty shearwater	At Risk-Declining	Diurnal and nocturnal	Offshore islands	Migratory - international
<i>Puffinus huttoni</i>	Hutton's shearwater	At Risk-Declining	Diurnal and nocturnal	Forested streams, coastal areas and steep tussock-covered slopes	Migratory - international
<i>Rhipidura fuliginosa</i>	New Zealand fantail	Not Threatened	Diurnal	Native and exotic forest, shrubland, farm shelterbelts, orchards, and well-treed suburban parks and gardens.	Seasonal migration
<i>Sterna striata</i>	White-fronted tern	At Risk-Declining	Diurnal	Coastal areas, small islands and rivers	Seasonal migration (international long distance dispersal)
<i>Stictocarbo punctatus</i>	Spotted shag	Not Threatened	Diurnal	Coastal waters out to 16 km, entering inlets and estuaries	Not migratory
<i>Tadorna variegata</i>	Paradise shelduck	Not Threatened	Diurnal	Pastoral landscape, river flats in mountain areas, heads of protected bays or fiords, the shorelines of all large lakes and hydro-dams, and recreational grasslands and parks within urban areas.	Not migratory (long-distance dispersal)
<i>Todiramphus sanctus</i>	Sacred kingfisher	Not Threatened	Diurnal	Farmland with trees, and river banks	Seasonal migration (breeding)
<i>Vanellus miles</i>	Spur-winged plover	Not Threatened	Diurnal	Areas with low vegetation, near water margins of marine and terrestrial wetlands, riverbeds and lake shores, estuaries, beaches, farm pastures, grassland in urban areas, parks, road verges	Migratory (possible international vagrant)
<i>Zosterops lateralis</i>	Slivereye	Not Threatened	Diurnal	Urban areas, farmlands, orchards, native and exotic forests, scrublands and scrubby edges of wetlands	Seasonal migration (possible international vagrant)

Table 2. Mammal species reported in Lower Hutt District

Species	Common Name	National Threat Classification	Trait with light (d/n/c)	habitat	Migratory status
<i>Arctocephalus forsteri</i>	New Zealand fur seal	Not Threatened	Diurnal and nocturnal	Coastal and foreshore	Not migratory
<i>Hydrurga leptonyx</i>	Leopard Seal	At Risk – Naturally Uncommon	Diurnal and nocturnal	Coastal and foreshore (rare in NZ)	Migratory
<i>Chalinolobus tuberculatus</i>	Long-tailed bat	Threatened-Nationally Vulnerable	Nocturnal	Forest and lines of trees	Migratory

Table 3. Lizard species reported in Lower Hutt District

Species	Common Name	National Threat Classification	Trait with light (d/n/c)	habitat
<i>Dactylocnemis pacificus</i>	Pacific gecko	At Risk-Relict	Nocturnal; by day very secretive but may sun-bask at entrance to retreat	Forest and scrubland trees, creviced clay banks and rock bluffs, rock outcrops, and associated scrubby vegetation including flax, coastlines among driftwood, rocks and scrub, hill country and lowland areas (mostly recorded in Hutt Valley)
<i>Mokopirirakau granulatus</i>	Forest gecko	At Risk-Declining	Largely nocturnal, and at least some North Island populations also diurnal	Forest and shrublands, from the coast upwards to the tree line
<i>Mokopirirakau</i> "southern North Island"	Southern North Island forest gecko	At Risk-Declining	Largely nocturnal, sun-basks near retreat or among vegetation	Forest and shrublands
<i>Naultinus punctatus</i>	Wellington green gecko	At Risk-Declining	Diurnal, sun-basks among foliage	Forest and scrub, including manuka/kanuka shrubland, and lowland areas
<i>Oligosoma aeneum</i>	Copper skink	Not Threatened	Mostly diurnal	Forest and open or shaded areas with adequate groundcover such as logs, rocks or long grass or deep leaf litter, urban areas: compost heaps, rock gardens
<i>Oligosoma newmani</i>	Speckled skink	At Risk-Declining	Diurnal	Open forest, scrubby areas, tussock country, rough pasture with debris, rock piles and boulder beaches
<i>Oligosoma lineoocellatum</i>	Spotted skink	At Risk-Relict	Diurnal	Duneland, shrubland, river terrace, outcropping rock, cliff edge, tussock grassland and rocky habitats
<i>Oligosoma ornatum</i>	Ornate skink	At Risk-Declining	Very secretive, can become active at any time but mostly at dawn and dusk	Forest or open areas with deep leaf litter, or stable cover such as deep rock piles
<i>Oligosoma polychroma</i>	Common skink	Not Threatened	Diurnal	Sand dunes, grasslands, herbfields, wetlands, rocky areas including rock piles and scree, and scrub
<i>Oligosoma zelandicum</i>	Brown skink	At Risk-Declining	Diurnal	Densely vegetated and typically damp habitats in lowland areas, including forest, scrub, farmland and coastlines, including among pohuehue on boulder banks
<i>Sphenodon punctatus</i>	Tuatara	At Risk-Relict	Nocturnal, but emerges by day to bask	Coastal forest and clearings, especially where the ground has been tunnelled by nesting seabirds
<i>Woodworthia maculata</i>	Common gecko	Not Threatened	Largely nocturnal, but sun-basks at entrance to retreat	Forest trees, Creviced rock outcrops, bluffs and rock tumbles, including associated scrubby vegetation, in open or scrubby areas, coastlines among driftwood and boulders banks

Table 4. Invertebrate taxa reported in Lower Hutt District

Insect order	Number of taxa	Commonly known members
Archaeognatha	1	Bristletails
Blattodea	15	Cockroaches and termites
Coleoptera	200	Beetles
Dermaptera	3	Earwigs
Diptera	160	Trueflies such as horse-flies, crane flies and hoverflies
Ephemeroptera	10	Mayflies
Hemiptera	90	Cicadas, aphids, plant hoppers, leaf hoppers, bed bugs and shield bugs
Hymenoptera	77	Sawflies, wasps, bees, and ants
Lepidoptera	297	Butterflies and moths
Mantodea	2	Mantises
Megaloptera	1	Dobsonflies
Neuroptera	3	Lacewings, mantidflies and antlions
Odonata	8	Dragonflies and damselflies
Orthoptera	26	Grasshoppers, locusts and crickets
Phasmida	11	Stick insects, stick-bugs, walking sticks, or bug sticks
Plecoptera	5	Stoneflies
Psocodea	4	Bark lice, book lice and true lice
Siphonaptera	2	Flea
Thysanoptera	2	Thrips
Trichoptera	17	Caddisflies
Zygentoma	2	Silverfish or fishmoths, and the firebrats
Unclassified winged insect	1	

Table 5. Freshwater fish species reported in Lower Hutt District

Species	Common Name	National Threat Classification	Trait with light (d/n/c)	habitat	Migratory pattern
<i>Anguilla dieffenbachii</i>	Longfin eel	At risk: Declining	Predominantly nocturnal but may active during the daytime as well	Stream/ lake	Catadromous
<i>Anguilla australis</i>	Shortfin eel	Not threatened	Predominantly nocturnal but may active during the daytime as well	Stream/ wetland	Catadromous
<i>Galaxias postvectis</i>	Shortjaw kokopu	Threatened: Nationally vulnerable	Nocturnal but may be active at dawn and dusk	Stream	Non migratory
<i>Galaxias fasciatus</i>	Banded kokopu	Not threatened	Nocturnal	Stream/ lake	Amphidromous
<i>Galaxias argenteus</i>	Giant kokopu	At risk: Declining	Nocturnal	Stream/ lake	Amphidromous
<i>Galaxias brevipinnis</i>	Koaro	At risk: Declining	Nocturnal	Stream/ lake	Amphidromous
<i>Galaxias divergens</i>	Dwarf galaxias	At risk: Declining	Nocturnal	Stream	Non migratory
<i>Retropinna retropinna</i>	Common smelt	Not threatened	Nocturnal	Stream/ lake	Anadromous
<i>Galaxias maculatus</i>	Inanga	At risk: Declining	Nocturnal and darting at daytimes	Stream/ lake	Catadromous
<i>Gobiomorphus cotidianus</i>	Common bully	Not threatened	Nocturnal and darting at daytimes	Stream/ lake	Amphidromous
<i>Gobiomorphus gobioides</i>	Giant bully	At risk: Naturally uncommon	Nocturnal	Stream	Amphidromous
<i>Gobiomorphus huttoni</i>	Redfin bully	Not threatened	Nocturnal	Stream	Amphidromous
<i>Gobiomorphus basalís</i>	Cran's bully	Not threatened	Nocturnal	Stream	Non migratory
<i>Gobiomorphus hubbsi</i>	Bluegill bully	At risk: Declining	Nocturnal	Stream	Amphidromous
<i>Geotria australis</i>	Lamprey	Threatened: Nationally vulnerable	Nocturnal	Stream	Anadromous
<i>Aldrichetta forsteri</i>	Yelloweyed mullet	Not threatened	Nocturnal	Lowland streams	Non migratory
<i>Grahamina nigripenne</i>	Estuarine triplefin	Not threatened	Nocturnal	Estuaries	Non migratory

APPENDIX

B

BEST PRACTICE LIGHTING DESIGN

Appendix A from DEE 2020 report – reproduced in full.

Natural darkness has conservation value in the same way as clean water, air and soil and should be protected through good quality lighting design.

Simple management principles can be used to reduce light pollution, including:

- 1. Start with natural darkness and only add light for specific purposes.**
- 2. Use adaptive light controls to manage light timing, intensity and colour.**
- 3. Light only the object or area intended – keep lights close to the ground, directed and shielded to avoid light spill.**
- 4. Use the lowest intensity lighting appropriate for the task.**
- 5. Use non-reflective, dark-coloured surfaces.**
- 6. Use lights with reduced or filtered blue, violet and ultra-violet wavelengths.**

The application of best practice lighting design for all outdoor lighting is intended to reduce sky glow and minimise the effects of artificial light on wildlife.

Lighting Objectives

At the outset of a lighting design process, the purpose of artificial lighting should be clearly stated and consideration should be given as to whether it is required at all.

Exterior lighting for public, commercial or industrial applications is typically designed to provide a safe working environment. It may also be required to provide for human amenity or commerce. Conversely, areas of darkness, seasonal management of artificial light, or minimised sky glow may be necessary for wildlife protection, astronomy or dark sky tourism.

Lighting objectives will need to consider the regulatory requirements and Australian standards relevant to the activity, location and wildlife present.

Objectives should be described in terms of specific locations and times for which artificial light is necessary. Consideration should be given to whether colour differentiation is required and if some areas should remain dark – either to contrast with lit areas or to avoid light spill. Where relevant, wildlife requirements should form part of the lighting objectives.

A lighting installation will be deemed a success if it meets the lighting objectives (including wildlife needs) and areas of interest can be seen by humans clearly, easily, safely and without discomfort.

The following provides general principles for lighting that will benefit the environment, local wildlife and reduce energy costs.

Principles of Best Practice Lighting Design

Good lighting design incorporates the following design principles. They are applicable everywhere, especially in the vicinity of wildlife.

1. Start with natural darkness

The starting point for all lighting designs should be natural darkness (Figure 1). Artificial light should only be added for specific and defined purposes, and only in the required location and for the specified duration of human use. Designers should consider an upper limit on the amount of artificial light and only install the amount needed to meet the lighting objectives.

In a regional planning context, consideration should be given to designating 'dark places' where activities that involve outdoor artificial light are prohibited under local planning schemes.


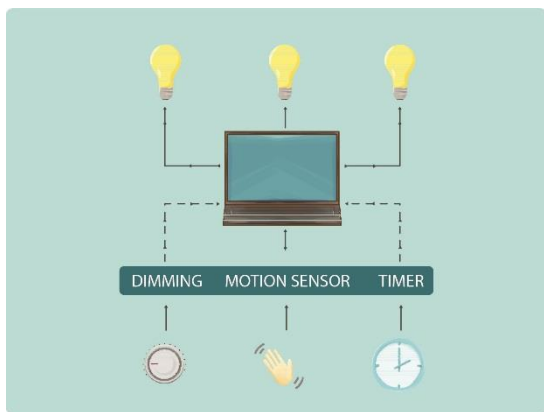


Figure 1 Start with natural darkness.

2. Use adaptive controls

Recent advances in smart control technology provide a range of options for better controlled and targeted artificial light management (Figure 2). For example, traditional industrial lighting should remain illuminated all night because the High-Pressure Sodium, metal halide, and fluorescent lights have a long warm up and cool down period. This could jeopardise operator safety in the event of an emergency. With the introduction of smart controlled LED lights, plant lighting can be switched on and off instantly and activated only when needed, for example, when an operator is physically present within the site.



Smart controls and LED technology allow for:

- > remotely managing lights (computer controls)
- > instant on and off switching of lights
- > control of light colour (emerging technology)
- > dimming, timers, flashing rate, motion sensors well defined directivity of light.

Adaptive controls should maximise the use of latest lighting technology to minimise unnecessary light output and energy consumption.

Figure 2 Use adaptive controls to manage light timing, intensity and colour.

3. Light only the intended object or area - keep lights close to the ground, directed and shielded

Light spill is light that falls outside the area intended to be lit. Light that spills above the horizontal plane contributes directly to artificial sky glow while light that spills into adjacent areas on the ground (also known as light trespass) can be disruptive to wildlife in adjacent areas. All light fittings should be located, directed or shielded to avoid lighting anything but the target object or area (Figure 3). Existing lights can be modified by installing a shield.




Figure 3 Lights should be shielded to avoid lighting anything but the target area or object. Figure adapted from Witherington and Martin (2003)³.

Lower height lighting that is directional and shielded can be extremely effective. Light fixtures should be located as close to the ground as possible and shielded to reduce sky glow Figure 4.

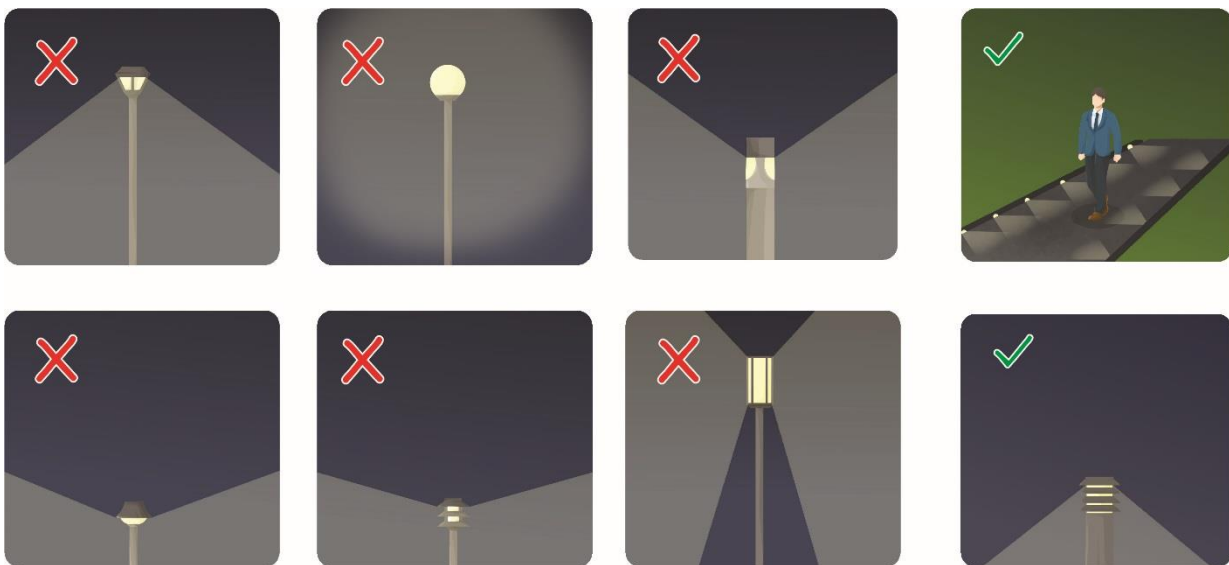


Figure 4 Walkway lighting should be mounted as low as possible and shielded. Figure adapted from Witherington and Martin (2003)³.

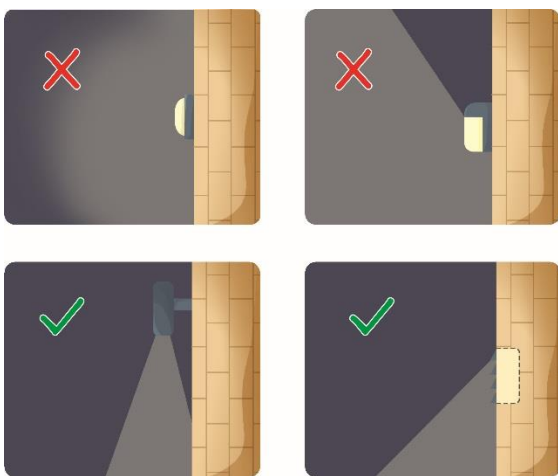


Figure 5. Lighting should be directed to ensure only the intended area is lit. Figure adapted from Witherington and Martin (2003)³.

Artificial light can be prevented from shining above the horizontal plane by ensuring the luminaire is mounted horizontally relative to the ground and not at an angle, or mounted on a building so that the structure prevents the light shining above the horizontal plane, for example recess a light into an overhanging roof eave. When determining angle of the mounting, consideration should be given to the reflective properties of the receiving environment.

If an unshielded fitting is to be used, consideration should be given to the direction of the light and the need for some form of permanent physical opaque barrier that will provide the shielding requirement. This can be a cover or part of a building (Figure 5). Care should be taken to also shield adjacent surfaces, if they are lightly coloured, to prevent excessive reflected light from adding to sky glow.

Consideration should also be given to blocking light spill from internal light sources. This should include block-out blinds or shutters for transparent portions of a building,

including sky lights, and use of glass in windows and balconies with reduced visible light transmittance values.

4. Use appropriate lighting

Lighting intensity should be appropriate for the activity. Starting from a base of no lights, use only the minimum number and intensity of lights needed to provide safe and secure illumination for the area at the time required to meet the lighting objectives. The minimum amount of light needed to illuminate an object or area should be assessed during the early design stages and only that amount of light installed. For example, Figure 5 provides options from best to worst for lighting for a parking lot.



Figure 5 Lighting options for a parking area. Figure adapted from Witherington and Martin (2003)³.

Off-the-shelf lighting design models

Use of computer design engineering packages that do not include wildlife needs and only recommend a standard lighting design for general application should be avoided or modified to suit the specific project objectives, location and risk factors.

Consider the intensity of light produced rather than the energy required to make it

Improvements in technology mean that new bulb types produce significantly greater amount of light per unit of energy. For example, LED lights produce between two and five times the amount of light as incandescent bulbs. The amount of light produced (lumen), rather than the amount of energy used (watt) is the most important consideration in ensuring that an area is not over lit.

Consider re-evaluating security systems and using motion sensor lighting

Technological advances mean that techniques such as computer managed infra-red tracking of intruders in security zones is likely to result in better detection rates than a human observer monitoring an illuminated zone.

Use low glare lighting

High quality, low glare lighting should always be a strong consideration regardless of how the project is to be designed. Low glare lighting enhances visibility for the user at night, reduces eye fatigue, improves night vision and delivers light where it is needed.

5. Use non-reflective, dark coloured surfaces

Light reflected from highly polished, shiny or light-coloured surfaces such as white painted infrastructure, polished marble or white sand can contribute to sky glow. For example, alternatives to painting storage tanks with white paint to reduce internal heating should be explored during front-end engineering design. In considering surface reflectance, the need to view the surface should be taken into consideration as darker surfaces will require more light to be visible. The colour of paint or material selected should be included in the [Artificial Light Management Plan](#).

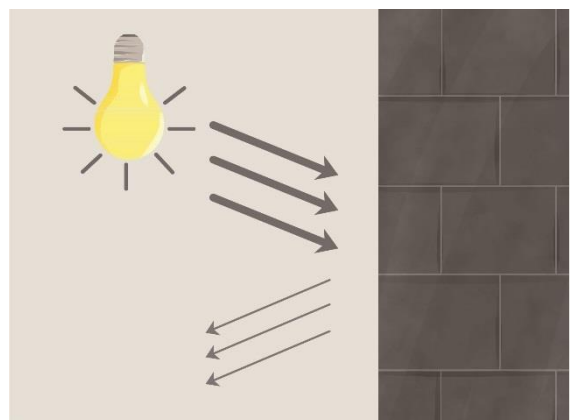


Figure 6 Use non-reflective dark coloured surfaces.

6. Use lights with reduced or filtered out blue, violet and ultraviolet wavelengths

Short wavelength light (blue) scatters more readily in the atmosphere and therefore contributes more to sky glow than longer wavelength light. Further, most wildlife are sensitive to short wavelength (blue/violet) light (for detailed discussion see [What is Light and how do Wildlife Perceive it?](#)). As a general rule, only lights with little or no short wavelength (400 – 500 nm) violet or blue light should be used to avoid unintended effects. Where wildlife are sensitive to longer wavelength light (e.g. some bird species), consideration should be given to wavelength selection on a case by case basis.

When determining the appropriate wavelength of light to be used, all lighting objectives should be taken into account. If good colour rendition is required for human use, then other mitigation measures such as tight control of light spill, use of head torches, or timers or motion sensors to control lights should be implemented.

It is not possible to tell how much blue light is emitted from an artificial light source by the colour of light it produces (see [Light Emitting Diodes](#)). LEDs of all colours, particularly white, can emit a high amount of blue light and the [Colour Correlated Temperature](#) (CCT) only provides a proxy for the blue light content of a light source. Consideration should be given to the spectral characteristics (spectral power distribution curve) of the lighting to ensure short wavelength (400 – 500 nm) light is minimised.

About Cardno

Cardno is a professional infrastructure and environmental services company, with expertise in the development and improvement of physical and social infrastructure for communities around the world. Cardno's team includes leading professionals who plan, design, manage and deliver sustainable projects and community programs. Cardno is an international company listed on the Australian Securities Exchange [ASX:CDD].

Contact

Level 5, IBM Building
25 Victoria Street
Petone, Lower Hutt 5012
New Zealand

Phone +64 4 478 0342

Web Address
www.cardno.com